



FUND FACT SHEET

USD FIXED INCOME FUND

PT. AIA FINANCIAL registered and supervised by the Financial Services Authority

31 January 2021

INVESTMENT MANAGER

Established in 15 July 1996, PT. AIA FINANCIAL (AIA) is one of the leading life insurance companies in Indonesia that registered and supervised by the Indonesian Financial Services Authority. AIA in Indonesia is a subsidiary of the AIA Group. With experienced personnel, AIA's Investment team manages the investments of all existing funds in accordance with its investment objectives and risk profile. AIA's Investment team has the proficiency to identify economic conditions and investment movements to generate competitive investment returns through a variety of financial instruments such as money market, bonds, shares and/or mutual funds.

INVESTMENT OBJECTIVE

The Portfolio shall be managed to provide investor an attractive investment return through strategic and selective investments in US dollar denominated fixed income instruments with moderate risk tolerance.

TARGET ALLOCATION

0% - 20% : Money Market Instruments
80% - 100% : Fixed Income Securities

FUND INFORMATION

Launch Date	: 7 November 2000	Fund Size (million)	: USD 72.20
Launch Price	: USD 1.00	Fund Management Fee	: 1.45% per annum
Unit Price (NAV)	: USD 3.24	Pricing Frequency	: Daily
Risk Level	: Moderate	Benchmark	: 90% BBG USD EM Indonesia Sov. Bond Index 10% 3-Month USD Avg Time Deposit (Net)
Fund Duration	: 8.16	Benchmark Duration	: 8.13

FUND PERFORMANCE

Fund	Fund Performance						
	1 Month	3 Months	YTD	1 Year	Annualised		
					3 Years	5 Years	Since Inception
USD Fixed Income**	-0.06%	1.86%	-0.06%	6.28%	6.07%	5.42%	5.99%
Benchmark*	-0.41%	1.53%	-0.41%	5.21%	5.69%	4.50%	1.12%

*Current benchmark is effective from 1 Jan 2019

From 1 Dec 2018 to 31 Dec 2018: 90% BBG USD EM Indonesia Sov. Bond Indonesia + 10% Deposit Rate Avg 1M USD (Net of 20% WHT)

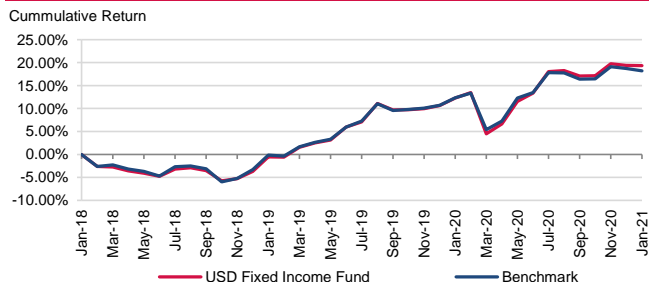
From 1 Dec 2016 to 31 Dec 2017: 90% BBG USD EM Indonesia Sov. Bond Indonesia + 10% Deposit Rate Avg 3M USD (Net of 20% WHT)

From 1 Mar 2013 to 30 Nov 2016: Indonesia Deposit Rate Avg 3M USD (Net of 20% WHT)

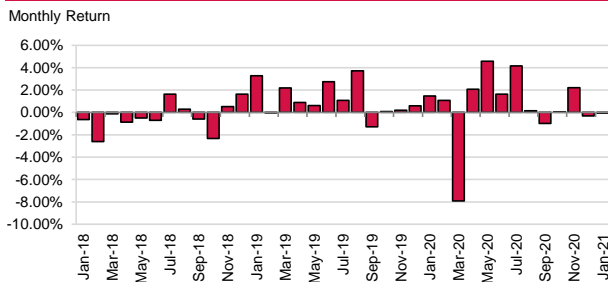
Since inception to 28 Feb 2013: Indonesia Deposit Rate Avg 1M USD (Net of 20.0% WHT)

**Fund Performance (Net Asset Value) calculation is already included cost related to transaction, management fee and administrative fee

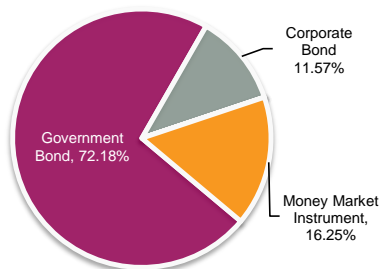
LAST 3 YEARS CUMULATIVE RETURN



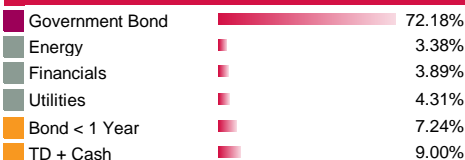
LAST 3 YEARS MONTHLY RETURN



ASSET ALLOCATION



SECTOR ALLOCATION



TOP HOLDINGS

INDON 2024	
INDON 2043	
INDON 2044	
INDON 2048	
SBSN INDO III 2026	

FUND MANAGER COMMENTARY

US Treasuries (UST) posted a loss in January as 5- to 30-year yields rose to the highest levels since March 2020 given the shift in expectation on UST yields after the change control of the US Senate and record monthly supply on US Treasuries, spurring confidence in the prospects for reflationary fiscal stimulus. The 10y yield exceeded 1% for the first time since March 2020 with monthly yield changes over 15bps. During the same period, the Bloomberg USD Indonesia Sovereign Bond Index went down -0.33% MoM after negative sentiment from UST triggered profit-taking from investors. The USD Fixed Income Fund booked return of -0.06% in January 2021.

DISCLAIMER: USD Fixed Income Fund is an investment-linked fund offered by PT. AIA FINANCIAL. This document is prepared by PT. AIA FINANCIAL and solely for informational use only. This document is not an offer for sale nor a solicitation of an offer to purchase. Investment in unit-link product contains risks including but not limited to political risk, risk on changes in government decree or other government regulations, interest rate risk, liquidity risk, credit risk, equity risk and exchange rate risk. The performances of the funds are not guaranteed; the unit price and the investment result may increase or decrease. Past performances do not constitute a guarantee for future performance.