



## FUND FACT SHEET

# USD FIXED INCOME FUND

PT. AIA FINANCIAL registered and supervised by the Financial Services Authority

31 May 2022

### INVESTMENT MANAGER

Established in 15 July 1996, PT. AIA FINANCIAL (AIA) is one of the leading life insurance companies in Indonesia that registered and supervised by the Indonesian Financial Services Authority. AIA in Indonesia is a subsidiary of the AIA Group. With experienced personnel, AIA's Investment team manages the investments of all existing funds in accordance with its investment objectives and risk profile. AIA's Investment team has the proficiency to identify economic conditions and investment movements to generate competitive investment returns through a variety of financial instruments such as money market, bonds, shares and/or mutual funds.

### INVESTMENT OBJECTIVE

The Portfolio shall be managed to provide investor an attractive investment return through strategic and selective investments in US dollar denominated fixed income instruments with moderate risk tolerance.

### TARGET ALLOCATION

0% - 20% : Money Market Instruments  
80% - 100% : Fixed Income Securities

### FUND INFORMATION

Launch Date	: 7 November 2000	Fund Size (million)	: USD 55.10
Launch Price	: USD 1.00	Fund Management Fee	: 1.45% per annum
Unit Price (NAV)	: USD 2.89	Pricing Frequency	: Daily
Risk Level	: Moderate	Benchmark	: 90% Bloomberg Barclays EM USD Sovereign: Indonesia Total Return Index Unhedged USD 10% Indonesia Deposit Rate Avg 3-Month USD (Net of 20.0% WHT)
Fund Duration	: 7.85	Benchmark Duration	: 7.86

### FUND PERFORMANCE

Fund	Fund Performance						
	1 Month	3 Months	YTD	1 Year	Annualised		
					3 Years	5 Years	Since Inception
USD Fixed Income**	0.36%	-5.44%	-10.72%	-8.49%	1.03%	1.57%	5.05%
Benchmark*	0.29%	-6.60%	-11.69%	-9.88%	0.26%	1.19%	0.46%

\*Current benchmark is effective from 1 Jan 2019

From 1 Dec 2018 to 31 Dec 2018: 90% BBG USD EM Indonesia Sov. Bond Indonesia + 10% Deposit Rate Avg 1M USD (Net of 20% WHT)

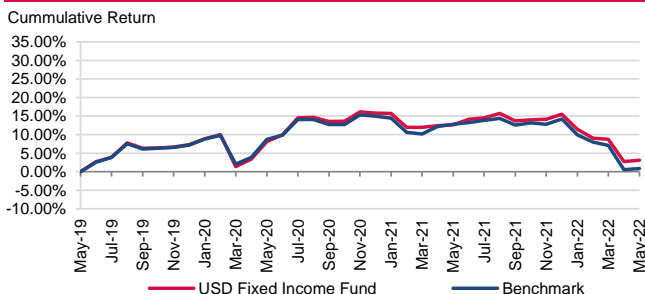
From 1 Dec 2016 to 31 Dec 2017: 90% BBG USD EM Indonesia Sov. Bond Indonesia + 10% Deposit Rate Avg 3M USD (Net of 20% WHT)

From 1 Mar 2013 to 30 Nov 2016: Indonesia Deposit Rate Avg 3M USD (Net of 20% WHT)

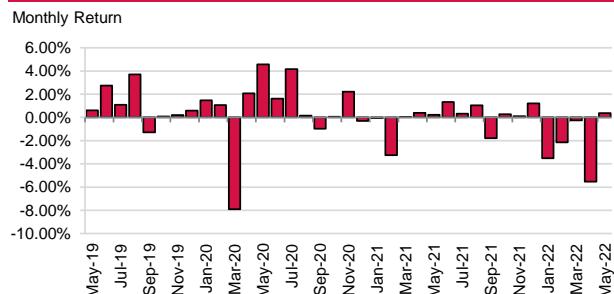
Since inception to 28 Feb 2013: Indonesia Deposit Rate Avg 1M USD (Net of 20.0% WHT)

\*\*Fund Performance (Net Asset Value) calculation is already included cost related to transaction, management fee and administrative fee

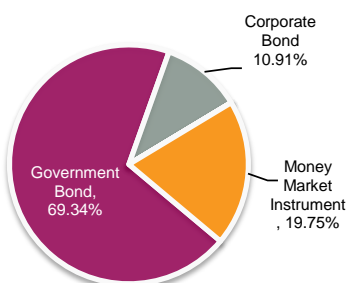
### LAST 3 YEARS CUMULATIVE RETURN



### LAST 3 YEARS MONTHLY RETURN



### ASSET ALLOCATION



### SECTOR ALLOCATION

Government Bond	69.34%
Materials	1.26%
Financials	7.24%
Utilities	2.41%
Bond < 1 Year	7.27%
TD + Cash	12.48%

### TOP HOLDINGS

INDOIS 2026
INDON 2030
INDON 2035
INDON 2043
Treasury Bill 2022

### FUND MANAGER COMMENTARY

Indonesia USD government bond market reported positive return in May 2022 with Bloomberg EM USD Sovereign: Indonesia Total Return Index Unhedged USD went up by +0.45% on monthly basis, while the USD Fixed Income Fund performance reported +0.36% return in the same month. In line with US Treasury movement, USD bond market was relatively stable after heavy correction in the previous month. However, market sentiment in general remains fragile due to rising inflation and tightening monetary policy from most global central banks.

**DISCLAIMER:** USD Fixed Income Fund is an investment-linked fund offered by PT. AIA FINANCIAL. This document is prepared by PT. AIA FINANCIAL and solely for informational use only. This document is not an offer for sale nor a solicitation of an offer to purchase. Investment in unit-link product contains risks including but not limited to political risk, risk on changes in government decree or other government regulations, interest rate risk, liquidity risk, credit risk, equity risk and exchange rate risk. The performances of the funds are not guaranteed; the unit price and the investment result may increase or decrease. Past performances do not constitute a guarantee for future performance.