



FUND FACT SHEET

IDR PRIME EQUITY FUND

PT. AIA FINANCIAL registered and supervised by the Financial Services Authority

31 January 2021

INVESTMENT MANAGER

Established in 15 July 1996, PT. AIA FINANCIAL (AIA) is one of the leading life insurance companies in Indonesia that registered and supervised by the Indonesian Financial Services Authority. AIA in Indonesia is a subsidiary of the AIA Group. With experienced personnel, AIA's Investment team manages the investments of all existing funds in accordance with its investment objectives and risk profile. AIA's Investment team has the proficiency to identify economic conditions and investment movements to generate competitive investment returns through a variety of financial instruments such as money market, bonds, shares and/or mutual funds.

INVESTMENT OBJECTIVE

The Portfolio is an investment option that provides investor with aggressive growth that aims to give superior long-term investment return with high risk tolerance.

TARGET ALLOCATION

0% - 20% : Money Market Instruments
80% - 100% : Equity Mutual Funds

FUND INFORMATION

Launch Date : 08 October 2014
Launch Price : IDR 1,000.00
Unit Price (NAV) : IDR 1,084.87
Risk Level : High

Fund Size (million) : IDR 781,917.85
Fund Management Fee : 1.00% per annum
Pricing Frequency : Daily
Benchmark : 90% Jakarta Composite Index
10% 3-Month IDR Avg Time Deposit (Net)

FUND PERFORMANCE

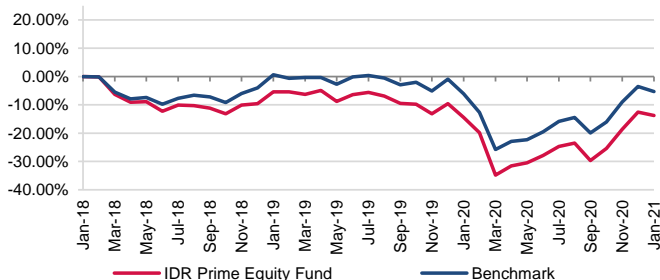
| Fund | Fund Performance | | | | | | |
|-------------------------|------------------|----------|--------|--------|------------|---------|-----------------|
| | 1 Month | 3 Months | YTD | 1 Year | Annualised | | |
| | | | | | 3 Years | 5 Years | Since Inception |
| IDR Prime Equity Fund** | -1.39% | 15.54% | -1.39% | 0.84% | -4.81% | 2.12% | 1.30% |
| Benchmark* | -1.83% | 12.87% | -1.83% | 0.89% | -1.79% | 6.10% | 4.00% |

*Current benchmark is effective since inception

**Fund Performance (Net Asset Value) calculation is already included cost related to transaction, management fee and administrative fee

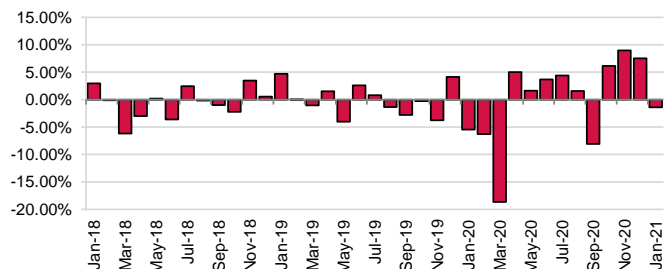
LAST 3 YEARS CUMULATIVE RETURN

Cummulative return

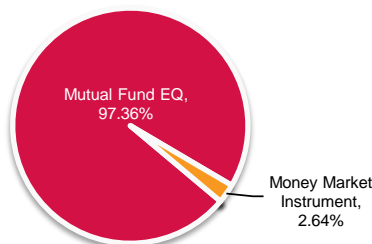


LAST 3 YEARS MONTHLY RETURN

Monthly return



ASSET ALLOCATION



PORTFOLIO ALLOCATION

| | |
|---------------------------------|--------|
| BNP Paribas IDX30 Filantropi MF | 17.53% |
| Schroder Dana Istimewa MF | 38.82% |
| Schroder Dana Prestasi MF | 41.01% |
| TD + Cash | 2.64% |

FUND MANAGER COMMENTARY

In January 2021, IDR Prime Equity Fund booked performance of -1.39% mom, better than benchmark performance. By sector inside JCI, Materials was the largest positive contributor (0.3% mom), while Consumer Staples was the largest negative contributor (-1.3% mom). In last month, global equity market saw a mixed performance in which most markets rallied in the first half of the month driven by blue sweep on US Senate election and the early phase of vaccination in several countries. However, in the later half of the month, market was corrected due to increasing concern on the new Covid19 variants. Domestic market also followed the same pattern with the addition of amplification from the usage of leverage by retail investors and the subsequent unwinding of those leverage. Going forward, Indonesia equity market will continue to depend on the development of global and domestic Coronavirus event, including number of cases, treatment and vaccines, and policy reaction including healthcare policy, stimulus, and support through recovery until post-Covid19 period.

DISCLAIMER: IDR Prime Equity Fund is an investment-linked fund offered by PT. AIA FINANCIAL. This document is prepared by PT. AIA FINANCIAL and solely for informational use only. This document is not an offer for sale nor a solicitation of an offer to purchase. Investment in unit-link product contains risks including but not limited to political risk, risk on changes in government decree or other government regulations, interest rate risk, liquidity risk, credit risk, equity risk and exchange rate risk. The performances of the funds are not guaranteed; the unit price and the investment result may increase or decrease. Past performances do not constitute a guarantee for future performance.