



FUND FACT SHEET

USD GLOBAL GROWTH OPPORTUNITY EQUITY FUND

PT AIA FINANCIAL licensed and supervised by the Financial Services Authority

31 January 2025

PT AIA FINANCIAL

Established in 15 July 1996, PT. AIA FINANCIAL (AIA) is one of the leading life insurance companies in Indonesia that licensed and supervised by the Indonesian Financial Services Authority. AIA Indonesia is a subsidiary of AIA Group Limited, the largest independent publicly listed pan-Asian life insurance group. With experienced personnel, AIA's Investment team has the proficiency to identify economic conditions and investment movements to generate competitive investment returns through a variety of financial instruments such as money market, bonds, shares and/or mutual funds.

INVESTMENT OBJECTIVE

The Portfolio is an investment option that provides investor with aggressive growth that aims to give superior long-term investment return with high risk tolerance.

TARGET ALLOCATION

0% - 20% : Money Market Instruments
80% - 100% : Listed Equities and/ or Equity Mutual Fund(s) incl. ETF listed / invest in global stock markets

FUND INFORMATION

Investment Strategy	: Equity	Fund Size (million)	: USD 45.58
Launch Date	: 23 September 2016	Fund Management Fee	: 2.10% per annum
Launch Price	: USD 1.00	Pricing Frequency	: Daily
Unit Price (NAV)	: USD 1.41	Benchmark	: 90% MSCI World Index + 10% MSCI Asia Ex. Japan
Fund Currency	: USD	Custodian Bank	: Citibank, N.A
Risk Level	: High	Total Unit	: 32,249,505.71
Managed By	: PT. AIA FINANCIAL		

FUND PERFORMANCE

Fund	Fund Performance						
	1 Month	3 Months	YTD	1 Year	Annualised		
					3 Years	5 Years	Since Inception
USD Global Growth Opportunity Equity**	1.82%	2.69%	1.82%	11.56%	3.11%	4.98%	4.23%
Benchmark*	2.91%	3.44%	2.91%	18.17%	5.40%	8.11%	8.06%

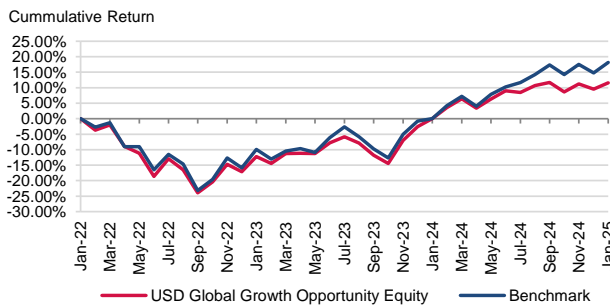
*Current benchmark is effective since 1 Jan 2018

**Benchmark Performance calculation includes price change, reinvestment of dividends/coupons and deduction of expenses.

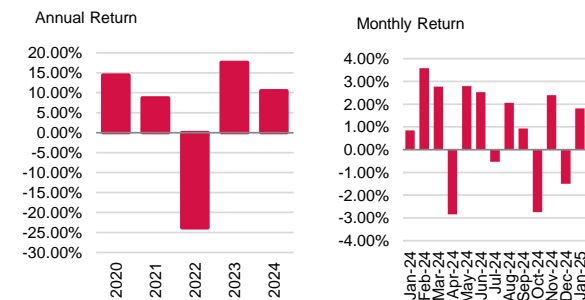
Since inception to 31 Dec 2017: 90% Dow Jones Islamic Mkt World Index + 10% MSCI World Index

**Fund Performance (Net Asset Value) calculation is already included cost related to transaction, management fee and administrative fee

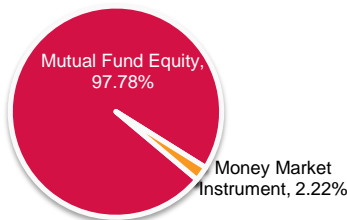
LAST 3 YEARS CUMULATIVE RETURN



ANNUAL & MONTHLY RETURN



ASSET ALLOCATION



PORTFOLIO ALLOCATION

- AIA Global Multi-Factor Equity MF
- AIA Global Select Equity MF
- AIA New Multinationals MF
- BNP Paribas Cakra Syariah Fund MF
- Mandiri Global Sharia Equity Dollar MF
- TD + Cash

FUND MANAGER COMMENTARY

In January 2025, USD Global Growth Opportunity Equity Fund booked positive performance of +1.82% mom, below the benchmark performance. month, Global equity market rose moderately in January 2025. Among the major regions, Brazil and Euro were the best performers while India and China were the weakest. Eurozone dataflow continues to lag the US, and the trade uncertainty is likely to dampen international business confidence. China's 4Q GDP y-y came in at 5.4%, notably above Wind consensus of 5.1%. December 2024 data showed an uptick in economic activity, including IP, exports and retail sales. China stimulus is so far mostly monetary in nature, it is likely not yet a game changer to counter structural growth headwinds. Going forward, equity market will continue to depend on the development of global and domestic factors such as development on global inflationary pressure and subsequent policy reaction, global economic growth, and geopolitical situation.

DISCLAIMER: USD Global Growth Opportunity Equity Fund is an investment-linked fund offered by PT. AIA FINANCIAL. This document is prepared by PT. AIA FINANCIAL and solely for informational use only. This document is not an offer for sale nor a solicitation of an offer to purchase. Investment in unit-link product contains risks including but not limited to political risk, risk on changes in government decree or other government regulations, interest rate risk, liquidity risk, credit risk, equity risk and exchange rate risk. The performances of the funds are not guaranteed; the unit price and the investment result may increase or decrease. Past performances do not constitute a guarantee for future performance.