



FUND FACT SHEET

USD GLOBAL GROWTH OPPORTUNITY EQUITY FUND

PT AIA FINANCIAL licensed and supervised by the Financial Services Authority

29 May 2026

PT AIA FINANCIAL

Established in 15 July 1996, PT. AIA FINANCIAL (AIA) is one of the leading life insurance companies in Indonesia that licensed and supervised by the Indonesian Financial Services Authority. AIA Indonesia is a subsidiary of AIA Group Limited, the largest independent publicly listed pan-Asian life insurance group. With experienced personnel, AIA's Investment team has the proficiency to identify economic conditions and investment movements to generate competitive investment returns through a variety of financial instruments such as money market, bonds, shares and/or mutual funds.

INVESTMENT OBJECTIVE

The Portfolio is an investment option that provides investor with aggressive growth that aims to give superior long-term investment return with high risk tolerance.

TARGET ALLOCATION

0% - 20% : Money Market Instruments
80% - 100% : Listed Equities and/ or Equity Mutual Fund(s) incl. ETF listed / invest in global stock markets

FUND INFORMATION

Investment Strategy	: Equity	Fund Size (million)	: USD 41.17
Launch Date	: 23 September 2016	Fund Management Fee	: 2.10% per annum
Launch Price	: USD 1.00	Pricing Frequency	: Daily
Unit Price (NAV)	: USD 1.69	Benchmark	: 90% MSCI World Index + 10% MSCI Asia Ex. Japan
Fund Currency	: USD	Custodian Bank	: Citibank, N.A
Risk Level	: High	Total Unit	: 24,401,517.82
Managed By	: PT. AIA FINANCIAL		

FUND PERFORMANCE

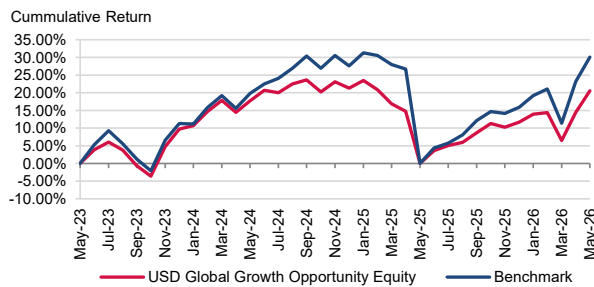
Fund	Fund Performance						
	1 Month	3 Months	YTD	1 Year	Annualised		
					3 Years	5 Years	Since Inception
USD Global Growth Opportunity Equity**	5.34%	5.39%	7.95%	20.55%	13.83%	4.72%	5.56%
Benchmark*	5.59%	7.44%	12.21%	30.47%	20.22%	8.87%	10.05%

*Current benchmark is effective since 1 Jan 2018

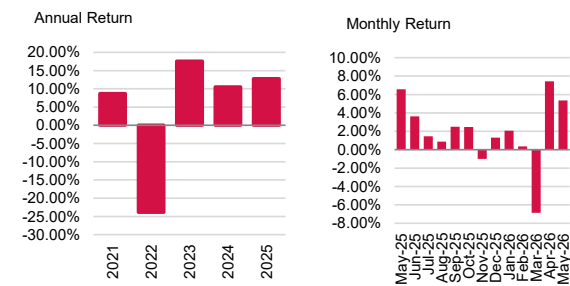
**Benchmark Performance calculation includes price change, reinvestment of dividends/coupons and deduction of expenses. Since inception to 31 Dec 2017: 90% Dow Jones Islamic Mkt World Index + 10% MSCI World Index

**Fund Performance (Net Asset Value) calculation is already included cost related to transaction, management fee and administrative fee

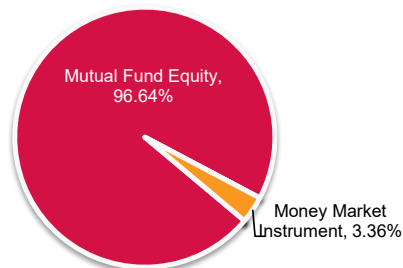
LAST 3 YEARS CUMULATIVE RETURN



ANNUAL & MONTHLY RETURN



ASSET ALLOCATION



PORTFOLIO ALLOCATION

- AIA Global Select Equity-I MF
- AIA Global Systematic Equity-I MF
- AIA New Multinationals-I MF
- BNP Paribas Cakra Syariah MF
- Mandiri Global Sharia Equity Dollar MF
- TD + Cash

FUND MANAGER COMMENTARY

In May 2026, USD Global Growth Opportunity Equity Fund booked +5.34% MoM which was in-line with benchmark performance. Last month, while Iran conflict continues to simmer, Global equity markets continued a strong rally in May 2026 with Asia equities led and Europe equities lagged. After weathering a bout of volatility, IT was once again the best-performing sector by far. In the United States, NASDAQ was a standout performer with investor euphoria around the AI trade. In Asia, South Korean were notable outperformer, with KOSPI reportedly up more than 100% ytd by end of May driven by AI momentum and semiconductor tailwinds. China equity market declined in May 2026, underperforming global peers as risk appetite softened across China and HK equities. We are moderately constructive on the outlook for risk assets over the medium term.

DISCLAIMER: USD Global Growth Opportunity Equity Fund is an investment-linked fund offered by PT. AIA FINANCIAL. This document is prepared by PT. AIA FINANCIAL and solely for informational use only. This document is not an offer for sale nor a solicitation of an offer to purchase. Investment in unit-link product contains risks including but not limited to political risk, risk on changes in government decree or other government regulations, interest rate risk, liquidity risk, credit risk, equity risk and exchange rate risk. The performances of the funds are not guaranteed; the unit price and the investment result may increase or decrease. Past performances do not constitute a guarantee for future performance.