



FUND FACT SHEET

USD ADVANCED ADVENTUROUS FUND

PT AIA FINANCIAL licensed and supervised by the Financial Services Authority

29 May 2026

PT AIA FINANCIAL

Established in 15 July 1996, PT. AIA FINANCIAL (AIA) is one of the leading life insurance companies in Indonesia that licensed and supervised by the Indonesian Financial Services Authority. AIA Indonesia is a subsidiary of AIA Group Limited, the largest independent publicly listed pan-Asian life insurance group. With experienced personnel, AIA's Investment team has the proficiency to identify economic conditions and investment movements to generate competitive investment returns through a variety of financial instruments such as money market, bonds, shares and/or mutual funds.

INVESTMENT OBJECTIVE

The primary objective of the Portfolio is to achieve long-term optimum total return with the appropriate level of capital risk by holding AIAIM SICAV sub-funds investing in equities, bonds and other fixed income securities in global markets, as well as investment in those types of assets.

TARGET ALLOCATION

- 0% - 5% : Cash & Cash Equivalents
- 0% - 30% : Mutual Funds - Fixed Income
- 70% - 100% : Mutual Funds - Equity

FUND INFORMATION

Investment Strategy	: Balanced	Fund Size (million)	: USD 1.97
Launch Date	: 31 March 2021	Fund Management Fee	: 1.45% per annum
Launch Price	: USD 1.00	Pricing Frequency	: Daily
Unit Price (NAV)	: USD 1.3185	Benchmark	: 90% MSCI World Total Return Index + 10% Bloomberg Barclays Global Agg. TR Index
Fund Currency	: USD	Custodian Bank	: Citibank, N.A
Risk Level	: Moderate to High	Total Unit	: 1,495,838.7449
Managed By	: PT. AIA FINANCIAL		

FUND PERFORMANCE

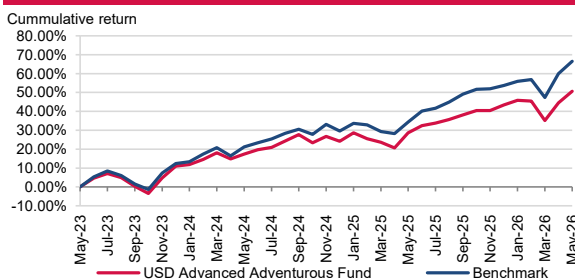
Fund	Fund Performance						
	1 Month	3 Months	YTD	1 Year	Annualised		
					3 Years	5 Years	Since Inception
USD Advanced Adventurous**	4.30%	3.55%	5.08%	17.10%	14.67%	5.21%	5.50%
Benchmark*	4.06%	6.14%	8.28%	23.96%	18.51%	9.12%	9.93%

*Current benchmark is effective since inception

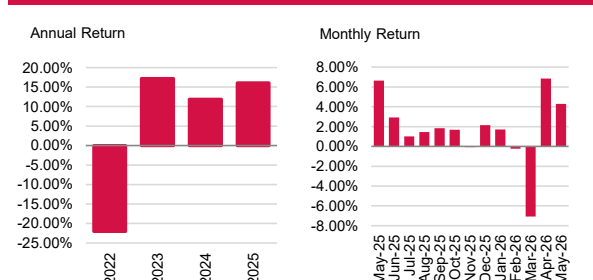
**Benchmark Performance calculation includes price change, reinvestment of dividends/coupons and deduction of expenses.

**Fund Performance (Net Asset Value) calculation is already included cost related to transaction, management fee and administrative fee

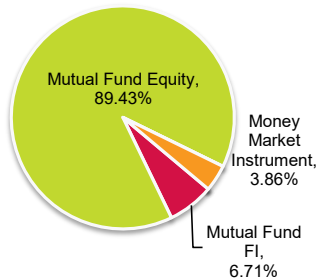
LAST 3 YEAR CUMULATIVE RETURN



ANNUAL & MONTHLY RETURN



ASSET ALLOCATION



SECTOR ALLOCATION

MF Equity	89.43%
MF Fixed Income	6.71%
TD + Cash	3.86%

TOP HOLDINGS

- AIA Diversified Fixed Income-I MF
- AIA Global Corporate Bond-I MF
- AIA Global Select Equity-I MF
- AIA Global Systematic Equity-I MF
- AIA New Multinationals-I MF
- AIA World Quality Equity Fund-I MF

FUND MANAGER COMMENTARY

In May 2026, USD Adventurous Fund booked +4.30% mom in line with the benchmark. Last month, while Iran conflict continues to simmer, Global equity markets continued a strong rally in May 2026 with Asia equities led and Europe equities lagged. After weathering a bout of volatility, IT was once again the best-performing sector by far. In the United States, NASDAQ was a standout performer with investor euphoria around the AI trade. In Asia, South Korean were notable outperformer, with KOSPI reportedly up more than 100% ytd by end of May driven by AI momentum and semiconductor tailwinds. China equity market declined in May 2026, underperforming global peers as risk appetite softened across China and HK equities. Fixed income markets were positive in May 2026. US treasuries were about flat in May 2026 due to investors' concern on inflation. In contrast, US investment grade corporate bonds and US high yield delivered posted positive returns in May 2026 as credit spreads tightened. We are moderately constructive on the outlook for risk assets over the medium term.

DISCLAIMER: USD Advanced Adventurous Fund is an investment-linked fund offered by PT. AIA FINANCIAL. This document is prepared by PT. AIA FINANCIAL and solely for informational use only. This document is not an offer for sale nor a solicitation of an offer to purchase. Investment in unit-link product contains risks including but not limited to political risk, risk on changes in government decree or other government regulations, interest rate risk, liquidity risk, credit risk, equity risk and exchange rate risk. The performances of the funds are not guaranteed; the unit price and the investment result may increase or decrease. Past performances do not constitute a guarantee for future performance.