



# FUND FACT SHEET

# IDR GROWTH EQUITY SYARIAH FUND

PT AIA FINANCIAL licensed and supervised by the Financial Services Authority

29 May 2026

## PT AIA FINANCIAL

Established in 15 July 1996, PT. AIA FINANCIAL (AIA) is one of the leading life insurance companies in Indonesia that licensed and supervised by the Indonesian Financial Services Authority. AIA Indonesia is a subsidiary of AIA Group Limited, the largest independent publicly listed pan-Asian life insurance group. With experienced personnel, AIA's Investment team has the proficiency to identify economic conditions and investment movements to generate competitive investment returns through a variety of financial instruments such as money market, bonds, shares and/or mutual funds.

### INVESTMENT OBJECTIVE

The primary investment objective of the Portfolio is to provide investors with long-term total returns through a portfolio of Sharia-compliant equities which are issued and listed in the Indonesia Stock Exchange (IDX) with high risk tolerance.

### TARGET ALLOCATION

0% - 20% : Sharia money market instruments  
80% - 100% : Equities listed in Sharia Index

### FUND INFORMATION

Investment Strategy	: Sharia Equity	Fund Size (million)	: IDR 17,924.52
Launch Date	: 10 June 2015	Fund Management Fee	: 2.10% per annum
Launch Price	: IDR 1,000.00	Pricing Frequency	: Daily
Unit Price (NAV)	: IDR 808.33	Benchmark	: 98% Indonesia Sharia Stock Index
Fund Currency	: IDR		: 2% IDR Deposit Rate Avg. 3-month (Net)
Risk Level	: High	Custodian Bank	: Citibank, N.A
Managed By	: PT. AIA FINANCIAL	Total Unit	: 22,174,656.14

### FUND PERFORMANCE

Fund	Fund Performance						
	1 Month	3 Months	YTD	1 Year	Annualised		
					3 Years	5 Years	Since Inception
IDR Growth Equity Syariah**	-10.26%	-18.24%	-13.56%	-6.05%	-2.08%	-1.73%	-1.92%
Benchmark*	-13.91%	-26.24%	-30.13%	-6.19%	2.30%	4.35%	2.82%

\*Current benchmark is effective from 1 Mar 2022

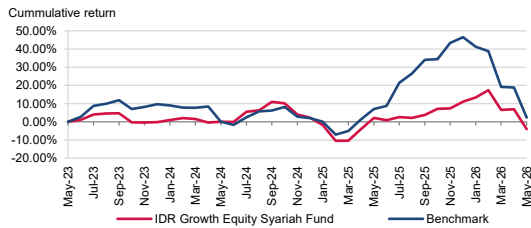
\*\*Benchmark Performance calculation includes price change, reinvestment of dividends/coupons and deduction of expenses.

1 May 2022 to 28 Feb 2023: 98% Indonesia Sharia Stock Index + 2% IDR 1-Month Time Deposit Index (Net)

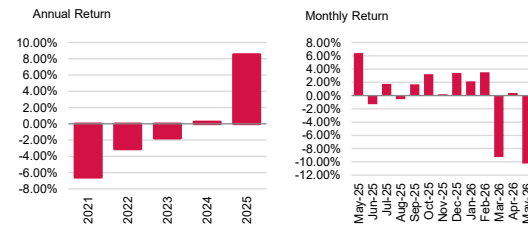
Since inception to 30 Apr 2022: 98% Indonesia Sharia Stock Index + 2% 3-Month IDR Avg Time Deposit (Net)

\*\*Fund Performance (Net Asset Value) calculation is already included cost related to transaction, management fee and administrative fee

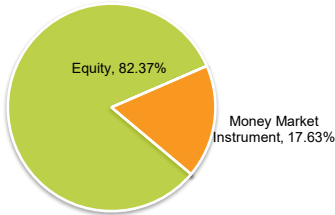
### LAST 3 YEARS CUMULATIVE RETURN



### ANNUAL & MONTHLY RETURN



### ASSET ALLOCATION



### SECTOR ALLOCATION

Communication Services	9.70%
Consumer Discretionary	7.48%
Consumer Staples	19.09%
Energy	9.71%
Financials	1.80%
Health Care	2.90%
Industrials	5.56%
Information Technology	1.90%
Materials	20.50%
Real Estate	3.72%
Utilities	0.00%
TD + Cash	17.63%

### TOP HOLDINGS

PT Adaro Andalan Indonesia Tbk - Non Affiliates	PT Cisarua Mountain Dairy Tbk - Non Affiliates	PT Merdeka Battery Materials Tbk - Non Affiliates
PT AKR Corporindo Tbk - Non Affiliates	PT Dharma Satya Nusantara Tbk - Non Affiliates	PT Merdeka Copper Gold Tbk - Non Affiliates
PT Alamtri Minerals Indonesia Tbk - Non Affiliates	PT Essa Industries Indonesia Tbk - Non Affiliates	PT Mitra Adiperkasa Tbk - Non Affiliates
PT Alamtri Resources Indonesia - Non Affiliates	PT Indah Kiat Pulp and Paper Tbk - Non Affiliates	PT Mitra Pinasthika Mustika Tbk - Non Affiliates
PT Aneka Tambang Persero Tbk - Non Affiliates	PT Indika Energy Tbk - Non Affiliates	PT Selamat Sempurna Tbk - Non Affiliates
PT Archi Indonesia Tbk - Non Affiliates	PT Indofood CBP Sukses Makmur Tbk - Non Affiliates	PT Summarecon Agung Tbk - Non Affiliates
PT Arwana Citramulia Tbk - Non Affiliates	PT Indofood Sukses Makmur Tbk - Non Affiliate	PT Telkom Indonesia Persero Tbk - Non Affiliates
PT Bank BTPN Syariah Tbk - Non Affiliates	PT Kalbe Farma Tbk - Non Affiliates	PT Timah Tbk - Non Affiliates
PT Bumi Resources Minerals Tbk - Non Affiliates	PT Mastersystem Infotama Tbk - Non Affiliates	PT Unilever Indonesia Tbk - Non Affiliates
PT Chandra Asri Pacific Tbk - Non Affiliates	PT Mayora Indah Tbk - Non Affiliates	PT United Tractors Tbk - Non Affiliates
PT Charoen Pokphand Indonesia Tbk - Non Affiliates	PT Medco Energi Internasional Tbk - Non Affiliates	PT XLSmart Telecom Sejahtera Tbk - Non Affiliates
PT Ciputra Development Tbk - Non Affiliates	PT Medikaloka Hermina Tbk - Non Affiliates	

### FUND MANAGER COMMENTARY

In May 2026, IDR Growth Equity Syariah Fund booked -10.26% MoM, above the benchmark performance. Indonesian equities saw a sharp sell-off during the month, with the JCI and ISSI Index declining -11.9% MoM and -14.1% MoM respectively making Indonesia the weakest-performing major equity market in Asia. The correction erased a significant portion of the gains accumulated during the strong rally in late 2025 and early 2026. Market sentiment deteriorated throughout May as investors faced a combination of domestic and external headwinds. Key pressures included fiscal concerns, rupiah depreciation, and uncertainty surrounding the single-door commodity export policy under Danantara Sumberdaya Indonesia. These factors drove broad-based risk reduction across Indonesian equities. The rupiah weakened by -3% MoM to IDR 17,874 per US dollar. Foreign investors recorded a net equity outflow of Rp14.1tn (US\$795mn) in May 2026, following net outflows of Rp26.9tn (US\$1.6bn) during March-April 2026. This brought year-to-date net foreign outflows in equities to Rp60tn (US\$3.4bn). Within ISSI Index, majority of sectors delivered negative returns with the largest coming from Energy, Materials and Industrials. We expect equity markets to remain volatile in the near term amid geopolitical tensions and continued rupiah weakness. However, we maintain our view that Indonesia's long-term equity outlook remains supported by the potential for sustainable and structural economic improvements, including rising GDP per capita. At current levels, we believe the market offers an attractive entry point with favourable risk-reward for long-term investors.

**DISCLAIMER:** IDR Growth Equity Syariah Fund is a Sharia investment-linked fund offered by PT. AIA FINANCIAL. This document is prepared by PT. AIA FINANCIAL and solely for informational use only. This document is not an offer for sale nor a solicitation of an offer to purchase. Investment in Sharia unit-link product contains risks including but not limited to political risk, risk on changes in government decree or other government regulations, risk on distribution on income / margin / fee, liquidity risk, credit risk, equity risk and exchange rate risk. The performances of the funds are not guaranteed; the unit price and the investment result may increase or decrease. Past performances do not constitute a guarantee for future performance.