



FUND FACT SHEET

USD PRIME GLOBAL EQUITY FUND

PT AIA FINANCIAL licensed and supervised by the Financial Services Authority

31 March 2026

PT AIA FINANCIAL

Established in 15 July 1996, PT. AIA FINANCIAL (AIA) is one of the leading life insurance companies in Indonesia that licensed and supervised by the Indonesian Financial Services Authority. AIA Indonesia is a subsidiary of AIA Group Limited, the largest independent publicly listed pan-Asian life insurance group. With experienced personnel, AIA's Investment team has the proficiency to identify economic conditions and investment movements to generate competitive investment returns through a variety of financial instruments such as money market, bonds, shares and/or mutual funds.

INVESTMENT OBJECTIVE

The Portfolio is an investment option that provides investor with an attractive long term investment growth rates in USD through investment in offshore listed equity securities which focus on global developed markets.

TARGET ALLOCATION

0% - 20% : Money Market Instruments
80% - 100% : Global Equity

FUND INFORMATION

Investment Strategy	: Equity	Fund Size (million)	: USD 20.02
Launch Date	: 19 January 2018	Fund Management Fee	: 2.10% per annum
Launch Price	: USD 1.00	Pricing Frequency	: Daily
Unit Price (NAV)	: USD 1.6820	Benchmark	: 100% DJIM World Developed TR Index
Fund Currency	: USD	Custodian Bank	: Citibank, N.A
Risk Level	: High	Total Unit	: 11,904,925.8365
Managed By	: PT. BNP Paribas Asset Management (since January 10 th , 2023)		

FUND PERFORMANCE

Fund	Fund Performance						
	1 Month	3 Months	YTD	1 Year	Annualised		
					3 Years	5 Years	Since Inception
USD Prime Global Equity**	-6.59%	-8.28%	-8.28%	14.33%	12.04%	6.46%	6.55%
Benchmark*	-7.45%	-5.42%	-5.42%	16.43%	13.83%	6.79%	8.34%

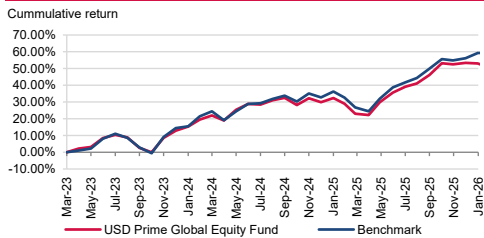
*Current benchmark is effective since 10 January 2023 onwards

**Benchmark Performance calculation includes price change, reinvestment of dividends/coupons and deduction of expenses.

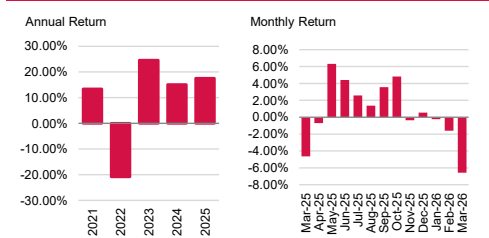
Since Inception to 10 January 2023: 90% DJIM World TR Index + 10% MSCI AC Asia Ex. Japan DTR (Net)

**Fund Performance (Net Asset Value) calculation is already included cost related to transaction, management fee and administrative fee

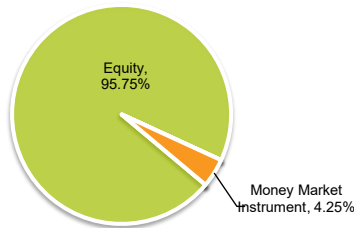
LAST 3 YEARS CUMULATIVE RETURN



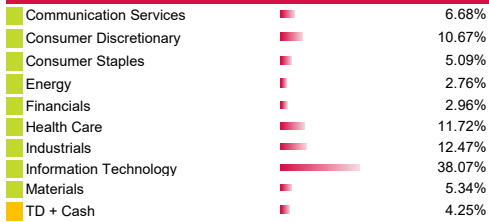
ANNUAL & MONTHLY RETURN



ASSET ALLOCATION



SECTOR ALLOCATION



TOP HOLDINGS

Abbot Laboratories - Non Affiliates	Eli Lilly & Co - Non Affiliates	Nvidia Corp - Non Affiliates
Accenture Plc - Non Affiliates	Exxon Mobil Corp - Non Affiliates	Palo Alto Networks Inc. - Non Affiliates
Adidas AG NPV - Non Affiliates	Fedex Corp - Non Affiliates	Parker Hannifin Corp - Non Affiliates
Adv Micro Devices Inc. - Non Affiliates	Fortive Corp - Non Affiliates	Procter & Gamble Co - Non Affiliates
Alphabet Inc - Non Affiliates	GE Vernova LLC - Non Affiliates	S&P Global Inc. - Non Affiliates
Amazon.com - Non Affiliates	GEA Group AG - Non Affiliates	Salesforce Inc - Non Affiliates
Antofagasta Plc - Non Affiliates	Gilead Sciences Inc - Non Affiliates	Schneider Electric SE - Non Affiliates
Apple Inc - Non Affiliates	Hitachi Ltd - Non Affiliates	TE Connectivity Plc - Non Affiliates
ASML Holding NV - Non Affiliates	Home Depot Inc. - Non Affiliates	TJX Companies Inc - Non Affiliates
Astrazeneca Plc - Non Affiliates	Intuitive Surgical Inc. - Non Affiliates	Trane Technologies Plc - Non Affiliates
Baker Hughes Co - Non Affiliates	L'oreal - Non Affiliates	Union Pacific Corp - Non Affiliates
Biomarin Pharmaceutical Inc - Non Affiliates	Micron Technology Inc - Non Affiliates	Visa Inc - Non Affiliates
Broadcom Inc. - Non Affiliates	Microsoft Corp - Non Affiliates	Walmart Inc - Non Affiliates
Danaher Corp - Non Affiliates	Mondelez International Inc - Non Affiliates	Xylem Inc - Non Affiliates
Ecolab Inc. - Non Affiliates	Neurocrine Biosciences Inc - Non Affiliates	

FUND MANAGER COMMENTARY

In March 2026, USD Prime Global Equity Fund recorded -6.59% MoM which was above benchmark performance. Last month, Global equity markets experienced significant volatility and sharp declines in March 2026, driven by primarily by the escalating conflict in Iran and its impact on energy markets and investor sentiments. Amongst the major regions, MSCI Brazil, USA and China were the better performers while Korea and South Africa and Korea were the weakest. The rise in energy prices intensified market concerns on inflation, drove up the US 10-year Treasury yield and strengthened US dollars. Chinese equity markets showed resilience early in March but ultimately ended the month under pressure. While China is a net importer of oil, China could be relatively resilient compared to other Asian countries during the Iran conflict as China has access to energy stockpile as well as alternative sources of energy such as coal and renewable energy. We are moderately constructive on the outlook for risk assets over the medium term.

DISCLAIMER: USD Prime Global Equity Fund is an investment-linked fund offered by PT. AIA FINANCIAL. This document is prepared by PT. AIA FINANCIAL and solely for informational use only. This document is not an offer for sale nor a solicitation of an offer to purchase. Investment in unit-link product contains risks including but not limited to political risk, risk on changes in government decree or other government regulations, interest rate risk, liquidity risk, credit risk, equity risk and exchange rate risk. The performances of the funds are not guaranteed; the unit price and the investment result may increase or decrease. Past performances do not constitute a guarantee for future performance.