



FUND FACT SHEET

USD ADVANCED BALANCED FUND

PT AIA FINANCIAL licensed and supervised by the Financial Services Authority

31 March 2026

PT AIA FINANCIAL

Established in 15 July 1996, PT. AIA FINANCIAL (AIA) is one of the leading life insurance companies in Indonesia that licensed and supervised by the Indonesian Financial Services Authority. AIA Indonesia is a subsidiary of AIA Group Limited, the largest independent publicly listed pan-Asian life insurance group. With experienced personnel, AIA's Investment team has the proficiency to identify economic conditions and investment movements to generate competitive investment returns through a variety of financial instruments such as money market, bonds, shares and/or mutual funds.

INVESTMENT OBJECTIVE

The primary objective of the Portfolio is to achieve long-term optimum total return with the appropriate level of capital risk by holding AIAIM SICAV sub-funds investing in equities, bonds and other fixed income securities in global markets, as well as investment in those types of assets.

TARGET ALLOCATION

0% - 5% : Cash & Cash Equivalents
 20% - 60% : Mutual Funds - Fixed Income
 40% - 80% : Mutual Funds - Equity

FUND INFORMATION

Investment Strategy	: Balanced	Fund Size (million)	: USD 0.80
Launch Date	: 05 May 2021	Fund Management Fee	: 1.25% per annum
Launch Price	: USD 1.00	Pricing Frequency	: Daily
Unit Price (NAV)	: USD 1.0982	Benchmark	: 60% MSCI World Total Return Index + 40% Bloomberg Barclays Global Agg. TR Index
Fund Currency	: USD	Custodian Bank	: Citibank, N.A
Risk Level	: Moderate to High	Total Unit	: 725,526.8952
Managed By	: PT. AIA FINANCIAL		

FUND PERFORMANCE

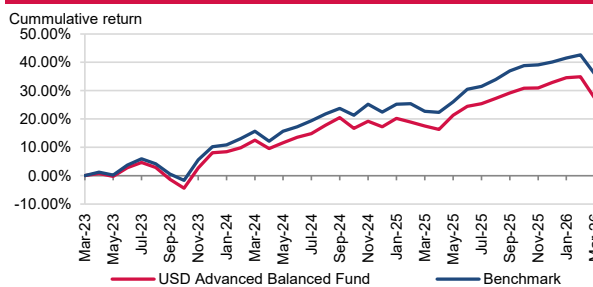
Fund	Fund Performance						
	1 Month	3 Months	YTD	1 Year	Annualised		
					3 Years	5 Years	Since Inception
USD Advanced Balanced**	-5.62%	-4.19%	-4.19%	8.37%	8.39%	-	1.93%
Benchmark*	-4.72%	-3.04%	-3.04%	10.71%	10.76%	-	4.66%

*Current benchmark is effective since inception

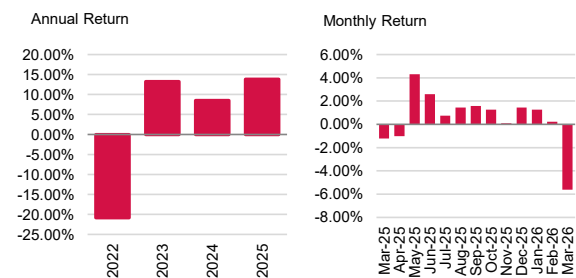
**Benchmark Performance calculation includes price change, reinvestment of dividends/coupons and deduction of expenses.

**Fund Performance (Net Asset Value) calculation is already included cost related to transaction, management fee and administrative fee

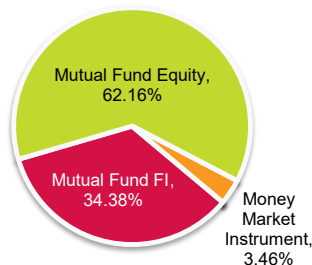
LAST 3 YEAR CUMULATIVE RETURN



ANNUAL & MONTHLY RETURN



ASSET ALLOCATION



SECTOR ALLOCATION

MF Equity	62.16%
MF Fixed Income	34.38%
TD + Cash	3.46%

TOP HOLDINGS

- AIA Diversified Fixed Income-I MF
- AIA Global Corporate Bond-I MF
- AIA Global Select Equity-I MF
- AIA Global Systematic Equity-I MF
- AIA New Multinationals-I MF
- AIA World Quality Equity Fund-I MF

FUND MANAGER COMMENTARY

In March 2026, USD Adventurous Balanced Fund booked -5.62% mom, underperforming the benchmark. Last month, Global equity markets experienced significant volatility and sharp declines in March 2026, driven by primarily by the escalating conflict in Iran and its impact on energy markets and investor sentiments. Amongst the major regions, MSCI Brazil, USA and China were the better performers while Korea and South Africa and Korea were the weakest. The rise in energy prices intensified market concerns on inflation, drove up the US 10-year Treasury yield and strengthened US dollars. Chinese equity markets showed resilience early in March but ultimately ended the month under pressure. While China is a net importer of oil, China could be relatively resilient compared to other Asian countries during the Iran conflict as China has access to energy stockpile as well as alternative sources of energy such as coal and renewable energy. Investors' concerns on inflation led to negative returns of bonds in March 2026 where US treasuries, US investment grade corporate bonds and US high yield were down. We are moderately constructive on the outlook for risk assets over the medium term.

DISCLAIMER: USD Advanced Balanced Fund is an investment-linked fund offered by PT. AIA FINANCIAL. This document is prepared by PT. AIA FINANCIAL and solely for informational use only. This document is not an offer for sale nor a solicitation of an offer to purchase. Investment in unit-link product contains risks including but not limited to political risk, risk on changes in government decree or other government regulations, interest rate risk, liquidity risk, credit risk, equity risk and exchange rate risk. The performances of the funds are not guaranteed; the unit price and the investment result may increase or decrease. Past performances do not constitute a guarantee for future performance.