



FUND FACT SHEET

IDR EQUITY FUND

PT AIA FINANCIAL licensed and supervised by the Financial Services Authority

31 March 2026

PT AIA FINANCIAL

Established in 15 July 1996, PT. AIA FINANCIAL (AIA) is one of the leading life insurance companies in Indonesia that licensed and supervised by the Indonesian Financial Services Authority. AIA Indonesia is a subsidiary of AIA Group Limited, the largest independent publicly listed pan-Asian life insurance group. With experienced personnel, AIA's Investment team has the proficiency to identify economic conditions and investment movements to generate competitive investment returns through a variety of financial instruments such as money market, bonds, shares and/or mutual funds.

INVESTMENT OBJECTIVE

The primary investment objective of the Portfolio is to provide investors with long-term total returns through a portfolio of equities which are issued and listed in the Indonesia Stock Exchange (IDX) with high risk tolerance.

TARGET ALLOCATION

0% - 20% : Money Market Instruments
80% - 100% : Equities listed in IDX

FUND INFORMATION

Investment Strategy	: Equity	Fund Size (million)	: IDR 4,773,078.61
Launch Date	: 7 November 2000	Fund Management Fee	: 2.10% per annum
Launch Price	: IDR 1,000.00	Pricing Frequency	: Daily
Unit Price (NAV)	: IDR 12,888.89	Benchmark	: 98% IDX80 Index
Fund Currency	: IDR		: 2% IDR Deposit Rate Avg. 3-month (Net)
Risk Level	: High	Custodian Bank	: Citibank, N.A
Managed By	: PT. AIA FINANCIAL	Total Unit	: 370,324,929.3267

FUND PERFORMANCE

Fund	Fund Performance						
	1 Month	3 Months	YTD	1 Year	Annualised		
					3 Years	5 Years	Since Inception
IDR Equity**	-10.17%	-6.02%	-6.02%	10.18%	-2.70%	-1.18%	10.59%
Benchmark *	-14.18%	-16.66%	-16.66%	7.40%	-2.19%	1.55%	11.69%

*Benchmark performance calculation implemented since 1 Jan 2024.

**Benchmark Performance calculation includes price change, reinvestment of dividends/coupons and deduction of expenses.

28 Feb 2023 to 31 Dec 2023: 98% Jakarta Composite Index + 2% IDR Deposit Rate Avg. 3-month (Net)

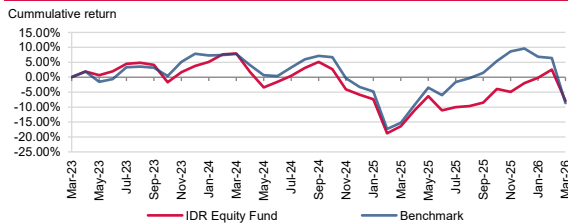
1 May 2022 to 28 Feb 2023: 98% Jakarta Composite Index + 2% IDR 1-Month Time Deposit Index (Net)

1 April 2014 to 30 Apr 2022: 98% Jakarta Composite Index + 2% 3-Month IDR Avg Time Deposit (Net)

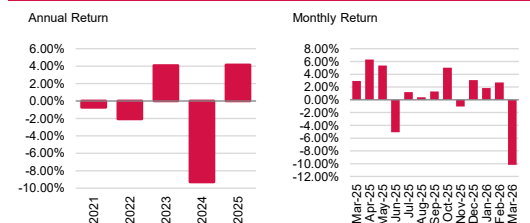
Since inception to 31 Mar 2014: Jakarta Composite Index (Total Return)

**Fund Performance (Net Asset Value) calculation is already included cost related to transaction, management fee and administrative fee

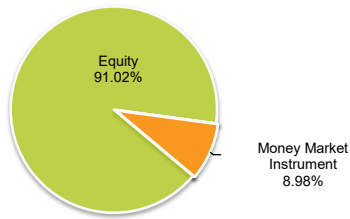
LAST 3 YEARS CUMULATIVE RETURN



ANNUAL & MONTHLY RETURN



ASSET ALLOCATION



SECTOR ALLOCATION

Communication Services	8.04%
Consumer Discretionary	4.61%
Consumer Staples	13.61%
Energy	11.36%
Financials	18.67%
Health Care	6.39%
Industrials	6.65%
Information Technology	0.61%
Materials	18.76%
Real Estate	2.06%
Utilities	0.25%
TD + Cash	8.98%

TOP HOLDINGS

PT Adaro Andalan Indonesia Tbk - Non Affiliates	PT Bumi Resources Minerals Tbk - Non Affiliates	PT Merdeka Copper Gold Tbk - Non Affiliates
PT AKR Corporindo Tbk - Non Affiliates	PT Bumi Resources Tbk - Non Affiliates	PT Merdeka Gold Resources Tbk - Non Affiliates
PT Alamtri Minerals Indonesia Tbk - Non Affiliates	PT Ciputra Development Tbk - Non Affiliates	PT Midi Utama Indonesia Tbk - Non Affiliates
PT Alamtri Resources Indonesia Tbk - Non Affiliates	PT Cisarua Mountain Dairy Tbk - Non Affiliates	PT Mitra Adiperkasa Tbk - Non Affiliates
PT Amman Mineral Internasional Tbk - Non Affiliates	PT Essa Industries Indonesia Tbk - Non Affiliates	PT Mitra Keluarga Karyasehat Tbk - Non Affiliates
PT Aneka Tambang Persero Tbk - Non Affiliates	PT GOTO Gojek Tokopedia Tbk - Non Affiliates	PT Telekom Indonesia Tbk - Non Affiliates
PT Archi Indonesia Tbk - Non Affiliates	PT Indika Energy Tbk - Non Affiliates	PT Timah Tbk - Non Affiliates
PT Arwana Citramulia Tbk - Non Affiliates	PT Indofood CBP Sukses Makmur Tbk - Non Affiliates	PT Triputra Agro Persada Tbk - Non Affiliates
PT Astra International Tbk - Non Affiliates	PT Indofood Sukses Makmur Tbk - Non Affiliates	PT Vale Indonesia Tbk - Non Affiliates
PT Bank Central Asia Tbk - Non Affiliates	PT Japfa Comfeed Indonesia Tbk - Non Affiliates	PT XLSmart Telecom Sejahtera Tbk - Non Affiliates
PT Bank Mandiri Tbk - Non Affiliates	PT Jasa Marga (Persero) Tbk - Non Affiliates	TD Bank Syariah Indonesia - Non Affiliates
PT Bank Negara Indonesia Tbk - Non Affiliates	PT Kalbe Farma Tbk - Non Affiliates	
PT Bank Rakyat Indonesia Tbk - Non Affiliates	PT Mayora Indah Tbk - Non Affiliates	

FUND MANAGER COMMENTARY

In March 2026, IDR Equity Fund booked -10.17%MoM (net), above the benchmark performance. The equity market saw deep correction in March, JCI Index down -14.4% and IDX80 -14.9% mom. Making it one of the worst performer among major global indexes. Investors turned risk-off as conflict in Middle East escalated between US-Israel-Iran. Rupiah continued to weaken against USD by 1.3% and it broke the psychological level of Rp17,000 by Mar 31. Oil price touched as high as US\$118/bbl during the month, raising concern from investors on Indonesia's ability to maintain the 3% fiscal deficit limit. In response, the government announced efficiency programs amounting to Rp80tn from non-priority ministerial spending and Rp40tn from the Free Meal program. In addition, Fitch downgraded Indonesia's outlook to negative adding further negative sentiment. All sectors in IDX80 saw negative returns in March, with Materials, Financials, and Utilities seeing the biggest correction. We expect equity markets to remain volatile near term as geopolitical tensions likely to pro-longed. Additionally, investors are likely to be in wait-and-see mode ahead of MSCI decision. That said, we are of the view that price corrections can offer a good market entry opportunity with an attractive long-term risk-reward. We continue to believe that the potential of sustainable and structural improvement in Indonesian economy with potentially rising GDP/capita could become a positive tailwind for long-term Indonesian equity market return.

DISCLAIMER: IDR Equity Fund is an investment-linked fund offered by PT. AIA FINANCIAL. This document is prepared by PT. AIA FINANCIAL and solely for informational use only. This document is not an offer for sale nor a solicitation of an offer to purchase. Investment in unit-link product contains risks including but not limited to political risk, risk on changes in government decree or other government regulations, interest rate risk, liquidity risk, credit risk, equity risk and exchange rate risk. The performances of the funds are not guaranteed; the unit price and the investment result may increase or decrease. Past performances do not constitute a guarantee for future performance.