FUND FACT SHEET

USD PRIME GLOBAL EQUITY FUND

PT AIA FINANCIAL licensed and supervised by the Financial Services Authority

30 January 2026

PT AIA FINANCIAL

Established in 15 July 1996, PT. AIA FINANCIAL (AIA) is one of the leading life insurance companies in Indonesia that licensed and supervised by the Indonesian Financial Services Authority. AIA Indonesia is a subsidiary of AIA Group Limited, the largest independent publicly listed pan-Asian life insurance group. With experienced personnel, AIA's Investment team has the proficiency to identify economic conditions and investment movements to generate competitive investment returns through a variety of financial instruments such as money market, bonds, shares and/or mutual funds.

INVESTMENT OBJECTIVE

The Portfolio is an investment option that provides investor with an attractive long term investment growth rates in USD through investment in offshore listed equity securities which focus on global developed markets.

TARGET ALLOCATION

0% - 20%	:	Money Market Instruments
80% - 100%	:	Global Equity

FUND INFORMATION

Investment Strategy	:	Equity	Fund Size (million)	:	USD 22.83
Launch Date	:	19 January 2018	Fund Management Fee	:	2.10% per annum
Launch Price	:	USD 1.00	Pricing Frequency	:	Daily
Unit Price (NAV)	:	USD 1.8296	Benchmark	:	100% DJIM World Developed TR Index
Fund Currency	:	USD	Custodian Bank	:	Citibank, N.A
Risk Level	:	High	Total Unit	:	12,476,023.2985
Managed By	:	PT. BNP Paribas Asset Management (since January 10th, 2023)			

FUND PERFORMANCE

Fund	Fund Performance						
	1 Month	3 Months	YTD	1 Year	Annualised		
					3 Years	5 Years	Since Inception
USD Prime Global Equity**	-0.23%	-0.06%	-0.23%	15.60%	16.55%	8.72%	7.81%
Benchmark*	2.02%	2.36%	2.02%	16.78%	17.99%	8.71%	9.54%

*Current benchmark is effective since 10 January 2023 onwards

*Benchmark Performance calculation includes price change, reinvestment of dividends/coupons and deduction of expenses.

Since Inception to 10 January 2023: 90% DJIM World TR Index + 10% MSCI AC Asia Ex. Japan DTR (Net)

**Fund Performance (Net Asset Value) calculation is already included cost related to transaction, management fee and administrative fee

LAST 3 YEARS CUMULATIVE RETURN

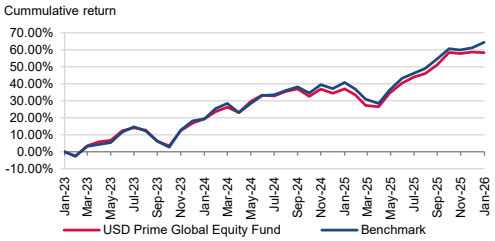

ANNUAL & MONTHLY RETURN

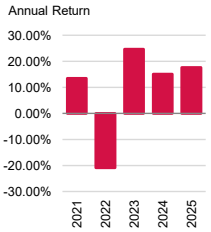

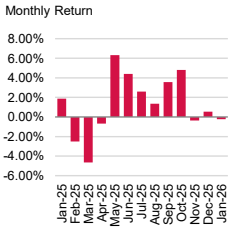

ASSET ALLOCATION

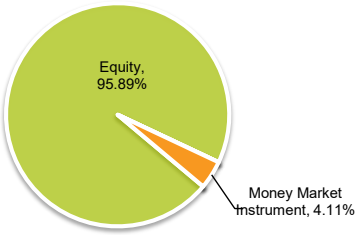

SECTOR ALLOCATION

Communication Services	6.36%
Consumer Discretionary	12.04%
Consumer Staples	5.18%
Energy	2.74%
Financials	3.33%
Health Care	10.92%
Industrials	10.44%
Information Technology	40.41%
Materials	4.46%
TD + Cash	4.11%

TOP HOLDINGS

Abbot Laboratories - Non Affiliates
Adv Micro Devices Inc. - Non Affiliates
Alphabet Inc - Non Affiliates
Amazon.com - Non Affiliates
Antofagasta Plc - Non Affiliates
Apple Inc - Non Affiliates
ASML Holding NV - Non Affiliates
Astrazeneca Plc - Non Affiliates
Baker Hughes Co - Non Affiliates
Booking Holdings Inc - Non Affiliates
Boston Scientific Corp - Non Affiliates
Broadcom Inc. - Non Affiliates
Cisco Systems Inc - Non Affiliates
Danaher Corp - Non Affiliates
Ecolab Inc. - Non Affiliates
Eli Lilly & Co - Non Affiliates
Exxon Mobil Corp - Non Affiliates
GE Vernova LLC - Non Affiliates
Hitachi Ltd - Non Affiliates
Home Depot Inc. - Non Affiliates
Intuitive Surgical Inc. - Non Affiliates
Linde Plc - Non Affiliates
L'oreal - Non Affiliates
Micron Technology Inc - Non Affiliates
Microsoft Corp - Non Affiliates
Mondelez International Inc - Non Affiliates
Neurocrine Biosciences Inc - Non Affiliates
Nvidia Corp - Non Affiliates
Palo Alto Networks Inc. - Non Affiliates
Procter & Gamble Co - Non Affiliates
S&P Global Inc. - Non Affiliates
SAP SE - Non Affiliates
Schneider Electric SE - Non Affiliates
TE Connectivity Plc - Non Affiliates
TJX Companies Inc - Non Affiliates
Trane Technologies Plc - Non Affiliates
Visa Inc - Non Affiliates
Walmart Inc - Non Affiliates
Xylem Inc - Non Affiliates

FUND MANAGER COMMENTARY

In January 2026, USD Prime Global Equity Fund recorded -0.23% MoM which was below benchmark performance. Last month, Global equity rose by +2.9% in January 2026. Across the major geographic regions, Korea, Brazil and Taiwan were the best performers while India lagged. Markets mostly overlooked geopolitical developments over the month (around Venezuela, Greenland and Iran) but notable market moves in January were continued rally in memory names and Further gain in commodity stocks particularly gold and base metals linked names. Precious metals experienced significant volatility in January, with Gold and Silver surging past US$5,500/oz and US$110/oz to record highs (amid concerns over geopolitical risks and Fed independence) before slumping on the last trading day of the month. Oil prices (Brent crude: +16.2%) also rose due to escalating tensions related to Iran. MSCI China advanced in January. The move was supported by a stronger CNY vs. USD, positive spillover from global markets, and robust fund inflows. The rally was concentrated in select cyclical assets such as metals, AI-driven memory suppliers and foundries. We are moderately constructive on the outlook for risk assets over the medium term.

DISCLAIMER: USD Prime Global Equity Fund is an investment-linked fund offered by PT. AIA FINANCIAL. This document is prepared by PT. AIA FINANCIAL and solely for informational use only. This document is not an offer for sale nor a solicitation of an offer to purchase. Investment in unit-link product contains risks including but not limited to political risk, risk on changes in government decree or other government regulations, interest rate risk, liquidity risk, credit risk, equity risk and exchange rate risk. The performances of the funds are not guaranteed; the unit price and the investment result may increase or decrease. Past performances do not constitute a guarantee for future performance.

[AIA – PUBLIC]