FUND FACT SHEET

IDR GROWTH EQUITY SYARIAH FUND

PT AIA FINANCIAL licensed and supervised by the Financial Services Authority

30 January 2026

PT AIA FINANCIAL

Established in 15 July 1996, PT. AIA FINANCIAL (AIA) is one of the leading life insurance companies in Indonesia that licensed and supervised by the Indonesian Financial Services Authority. AIA Indonesia is a subsidiary of AIA Group Limited, the largest independent publicly listed pan-Asian life insurance group. With experienced personnel, AIA's Investment team has the proficiency to identify economic conditions and investment movements to generate competitive investment returns through a variety of financial instruments such as money market, bonds, shares and/or mutual funds.

INVESTMENT OBJECTIVE

The primary investment objective of the Portfolio is to provide investors with long-term total returns through a portfolio of Sharia-compliant equities which are issued and listed in the Indonesia Stock Exchange (IDX) with high risk tolerance.

TARGET ALLOCATION

0% - 20%	:	Sharia money market instruments
80% - 100%	:	Equities listed in Sharia Index

FUND INFORMATION

Investment Strategy	:	Sharia Equity	Fund Size (million)	:	IDR 21,906.64
Launch Date	:	10 June 2015	Fund Management Fee	:	2.10% per annum
Launch Price	:	IDR 1,000.00	Pricing Frequency	:	Daily
Unit Price (NAV)	:	IDR 955.05	Benchmark	:	98% Indonesia Sharia Stock Index 2% IDR Deposit Rate Avg. 3-month (Net)
Fund Currency	:	IDR			
Risk Level	:	High	Custodian Bank	:	Citibank, N.A
Managed By	:	PT. AIA FINANCIAL	Total Unit	:	22,937,761.95

FUND PERFORMANCE

Fund	Fund Performance						
	1 Month	3 Months	YTD	1 Year	Annualised		
					3 Years	5 Years	Since Inception
IDR Growth Equity Syariah**	2.13%	5.83%	2.13%	15.45%	3.23%	0.52%	-0.43%
Benchmark*	-3.60%	4.96%	-3.60%	37.15%	11.26%	10.86%	6.06%

*Current benchmark is effective from 1 Mar 2022

*Benchmark Performance calculation includes price change, reinvestment of dividends/coupons and deduction of expenses.

1 May 2022 to 28 Feb 2023: 98% Indonesia Sharia Stock Index + 2% IDR 1-Month Time Deposit Index (Net)

Since inception to 30 Apr 2022: 98% Indonesia Sharia Stock Index + 2% 3-Month IDR Avg Time Deposit (Net)

**Fund Performance (Net Asset Value) calculation is already included cost related to transaction, management fee and administrative fee

LAST 3 YEARS CUMULATIVE RETURN

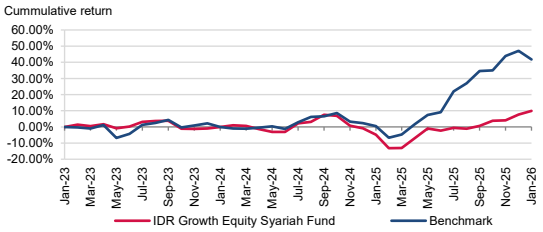

ANNUAL & MONTHLY RETURN

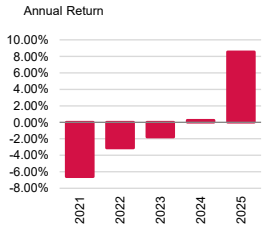

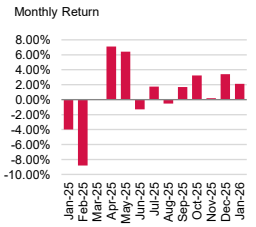

ASSET ALLOCATION

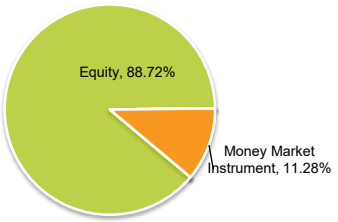

SECTOR ALLOCATION

Communication Services	9.67%
Consumer Discretionary	7.31%
Consumer Staples	13.31%
Energy	8.77%
Financials	1.32%
Health Care	4.26%
Industrials	10.83%
Information Technology	2.25%
Materials	22.93%
Real Estate	6.65%
Utilities	1.41%
TD + Cash	11.28%

TOP HOLDINGS

PT AKR Corporindo Tbk - Non Affiliates
PT Alamtri Minerals Indonesia Tbk - Non Affiliates
PT Aneka Tambang Persero Tbk - Non Affiliates
PT Archi Indonesia Tbk - Non Affiliates
PT Arwana Citramulia Tbk - Non Affiliates
PT Astra International Tbk - Non Affiliates
PT Bank BTPN Syariah Tbk - Non Affiliates
PT Bumi Resources Minerals Tbk - Non Affiliates
PT Charoen Pokphand Indonesia Tbk - Non Affiliates
PT Ciputra Development Tbk - Non Affiliates
PT Cisarua Mountain Dairy Tbk - Non Affiliates
PT Erajaya Swasembada Tbk - Non Affiliates
PT Indah Kiat Pulp and Paper Tbk - Non Affiliates
PT Indika Energy Tbk - Non Affiliates
PT Indofood Sukses Makmur Tbk - Non Affiliates
PT Kalbe Farma Tbk - Non Affiliates
PT Mastersystem Infotama Tbk - Non Affiliates
PT Mayora Indah Tbk - Non Affiliates
PT Medikaloka Hermina Tbk - Non Affiliates
PT Merdeka Battery Materials Tbk - Non Affiliates
PT Merdeka Copper Gold Tbk - Non Affiliates
PT Mitra Adiperkasa Tbk - Non Affiliates
PT Mitra Pinasthika Mustika Tbk - Non Affiliates
PT Pakuwon Jati Tbk - Non Affiliates
PT Perusahaan Gas Negara Tbk - Non Affiliates
PT Selamat Sempurna Tbk - Non Affiliates
PT Summarecon Agung Tbk - Non Affiliates
PT Telkom Indonesia Persero Tbk - Non Affiliates
PT Timah Tbk - Non Affiliates
PT Vale Indonesia Tbk - Non Affiliates
PT XLSmart Telecom Sejahtera Tbk - Non Affiliates

FUND MANAGER COMMENTARY

In January 2026, IDR Growth Equity Syariah Fund booked +2.13%MoM, above the benchmark performance. Indonesian equities came under acute pressure following MSCI's warning regarding price manipulation and coordinated trading activity in several thinly-floated conglomerate stocks, accompanied by the threat of a potential downgrade to frontier market status. JCI declined -3.7%MoM and ISSI Index -3.52%MoM, with losses concentrated in the affected names. We view this development as a necessary, if painful, catalyst for improved market governance. Another major catalyst during the month was the nomination of President Prabowo's nephew as the Deputy Governor of BI, casting concerns over Central Bank's independence. Foreign investors turned net sellers of IDR14.5tn in Jan 2026, on the back of net foreign inflow of IDR10.2tn in December. In the month of January, majority of the sectors in ISSI Index returned negative except for Utilities and Consumer Discretionary. The largest negative contributors were BRPT, IMPC, BUMI, PANI while the main positive contributors were MDKA, ANTM, TLKM, MBMA. Overall, we think the market will remain volatile in the short term, as such we have increased our cash level position. That said, we continue to believe that the potential of sustainable and structural improvement in Indonesian economy with potentially rising GDP/capita could become a positive tailwind for long-term Indonesian equity market return. As such amidst the high market volatility, we think it could offer a good market entry opportunity with an attractive long-term risk-reward.

DISCLAIMER: IDR Growth Equity Syariah Fund is an Sharia investment-linked fund offered by PT. AIA FINANCIAL. This document is prepared by PT. AIA FINANCIAL and solely for informational use only. This document is not an offer for sale nor a solicitation of an offer to purchase. Investment in Sharia unit-link product contains risks including but not limited to political risk, risk on changes in government decree or other government regulations, risk on distribution on income / margin / fee, liquidity risk, credit risk, equity risk and exchange rate risk. The performances of the funds are not guaranteed; the unit price and the investment result may increase or decrease. Past performances do not constitute a guarantee for future performance.

[AIA – PUBLIC]