



FUND FACT SHEET

USD PRIME MULTI ASSET INCOME FUND

PT AIA FINANCIAL licensed and supervised by the Financial Services Authority

30 April 2026

PT AIA FINANCIAL

Established in 15 July 1996, PT. AIA FINANCIAL (AIA) is one of the leading life insurance companies in Indonesia that licensed and supervised by the Indonesian Financial Services Authority. AIA Indonesia is a subsidiary of AIA Group Limited, the largest independent publicly listed pan-Asian life insurance group. With experienced personnel, AIA's Investment team has the proficiency to identify economic conditions and investment movements to generate competitive investment returns through a variety of financial instruments such as money market, bonds, shares and/or mutual funds.

INVESTMENT OBJECTIVE

The Portfolio shall be managed to provide income and moderate capital growth over medium to long term by investing in global fixed income securities and global equities with medium to high risk tolerance.

TARGET ALLOCATION

0% - 5% : Cash & Cash Equivalents
95% - 100% : Mutual Funds - Balanced

FUND INFORMATION

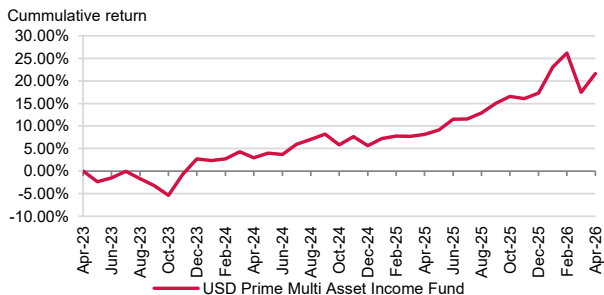
Investment Strategy	: Balanced	Fund Size (million)	: USD 2.04
Launch Date	: 30 January 2019	Fund Management Fee	: 1.85% per annum
Launch Price	: USD 1.00	Pricing Frequency	: Daily
Unit Price (NAV)	: USD 1.1947	Custodian Bank	: Citibank, N.A
Fund Currency	: USD	Total Unit	: 1,704,058.3429
Risk Level	: Moderate to High		
Managed By	: PT. AIA FINANCIAL		

FUND PERFORMANCE

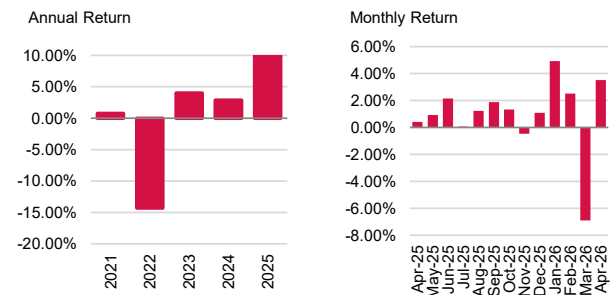
Fund	Fund Performance						
	1 Month	3 Months	YTD	1 Year	Annualised		
					3 Years	5 Years	Since Inception
USD Prime Multi Asset Income**	3.52%	-1.20%	3.66%	12.44%	6.73%	0.75%	2.48%

**Fund Performance (Net Asset Value) calculation is already included cost related to transaction, management fee and administrative fee

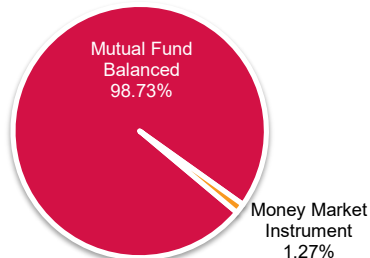
LAST 3 YEARS CUMULATIVE RETURN



ANNUAL & MONTHLY RETURN



ASSET ALLOCATION



PORTFOLIO ALLOCATION

■ Fidelity Global Multi Asset Income Fund A-Acc MF
■ TD + Cash

FUND MANAGER COMMENTARY

In April 2026, the fund generated +3.52% mom. Last month, Notwithstanding the elevated oil price, Global equity markets staged a strong rally in April 2026 and more than recovered the losses in March 2026. Across the major geographic regions in USD terms, Asia equities led while Europe equities lagged in April 2026. China Equities also posted a rebound in April but underperformed its North Asian peers. AI infra beneficiaries drove the strong performance. Despite leadership from semis and tech hardware, heavyweight internet names lagged amid soft earnings outlooks. Beyond tech, cyclicals saw a meaningful recovery, most notably Real Estate on signs of housing stabilization, Energy/Materials on tighter supply-demand dynamics, and Industrials on the new energy ecosystem build-out. China's 1Q GDP and March activity data showed economic resiliency, although some cooling took place in March. Fixed income markets were mixed in April 2026. US treasuries delivered negative returns in April 2026 due to investors' concerns on inflation. In contrast, US investment grade corporate bonds and US high yield delivered positive returns in April 2026 as credit spreads tightened. We are moderately constructive on the outlook for risk assets over the medium term.

DISCLAIMER: USD Prime Multi Asset Income Fund is an investment-linked fund offered by PT. AIA FINANCIAL. This document is prepared by PT. AIA FINANCIAL and solely for informational use only. This document is not an offer for sale nor a solicitation of an offer to purchase. Investment in unit-link product contains risks including but not limited to political risk, risk on changes in government decree or other government regulations, interest rate risk, liquidity risk, credit risk, equity risk and exchange rate risk. The performances of the funds are not guaranteed; the unit price and the investment result may increase or decrease. Past performances do not constitute a guarantee for future performance.