



FUND FACT SHEET

USD ONSHORE EQUITY FUND

PT AIA FINANCIAL licensed and supervised by the Financial Services Authority

30 April 2026

PT AIA FINANCIAL

Established in 15 July 1996, PT. AIA FINANCIAL (AIA) is one of the leading life insurance companies in Indonesia that licensed and supervised by the Indonesian Financial Services Authority. AIA Indonesia is a subsidiary of AIA Group Limited, the largest independent publicly listed pan-Asian life insurance group. With experienced personnel, AIA's Investment team has the proficiency to identify economic conditions and investment movements to generate competitive investment returns through a variety of financial instruments such as money market, bonds, shares and/or mutual funds.

INVESTMENT OBJECTIVE

The Portfolio is an investment option that provides investor with optimal growth that aims to give superior long-term investment return with high risk tolerance.

TARGET ALLOCATION

0% - 20% : Money Market Instruments
80% - 100% : Equities listed in IDX

FUND INFORMATION

Investment Strategy	: Equity	Fund Size (million)	: USD 1.98
Launch Date	: 21 April 2017	Fund Management Fee	: 2.10% per annum
Launch Price	: USD 1.00	Pricing Frequency	: Daily
Unit Price (NAV)	: USD 0.7896	Benchmark	: 98% MXID Index (In USD Term) + 2% Avg. 3-month USD Time Deposit (Net)
Fund Currency	: USD	Custodian Bank	: Citibank, N.A
Risk Level	: High	Total Unit	: 2,509,159.9113
Managed By	: PT. AIA FINANCIAL		

FUND PERFORMANCE

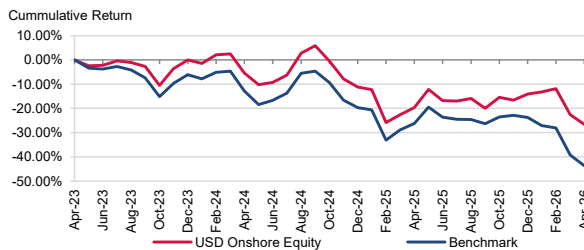
Fund	Fund Performance						
	1 Month	3 Months	YTD	1 Year	Annualised		
					3 Years	5 Years	Since Inception
USD Onshore Equity**	-5.17%	-15.41%	-14.56%	-8.63%	-9.79%	-2.11%	-2.59%
Benchmark*	-7.24%	-22.68%	-26.07%	-23.59%	-17.40%	-6.97%	-5.33%

*Current benchmark is effective since inception

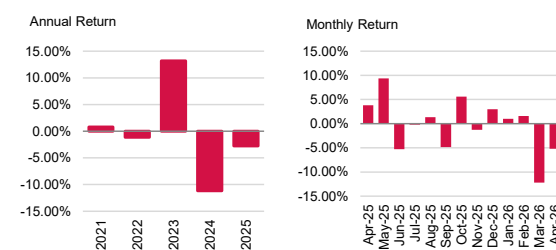
**Benchmark Performance calculation includes price change, reinvestment of dividends/coupons and deduction of expenses.

**Fund Performance (Net Asset Value) calculation is already included cost related to transaction, management fee and administrative fee

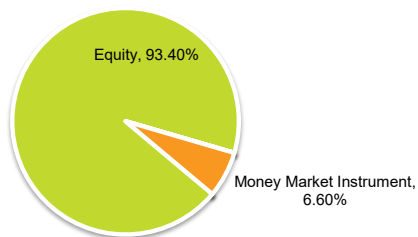
LAST 3 YEARS CUMULATIVE RETURN



ANNUAL & MONTHLY RETURN



ASSET ALLOCATION



SECTOR ALLOCATION

Communication Services	8.07%
Consumer Discretionary	2.42%
Consumer Staples	6.49%
Energy	8.71%
Financials	42.15%
Health Care	0.88%
Industrials	6.83%
Information Technology	1.88%
Materials	13.54%
Real Estate	2.44%
TD + Cash	6.60%

TOP HOLDINGS

PT Alamtri Minerals Indonesia Tbk - Non Affiliates	PT Bank Rakyat Indonesia Tbk - Non Affiliates	PT Summarecon Agung Tbk - Non Affiliates
PT Amman Mineral Internasional Tbk - Non Affiliates	PT BFI Finance Indonesia Tbk - Non Affiliates	PT Telkom Indonesia Persero Tbk - Non Affiliates
PT Archi Indonesia Tbk - Non Affiliates	PT Cisarua Mountain Dairy Tbk - Non Affiliates	
PT Astra International Tbk - Non Affiliates	PT GOTO Gojek Tokopedia Tbk - Non Affiliates	
PT Bank Central Asia Tbk - Non Affiliates	PT Indika Energy Tbk - Non Affiliates	
PT Bank Mandiri Tbk - Non Affiliates	PT Mastersystem Infotama Tbk - Non Affiliates	
PT Bank Negara Indonesia Tbk - Non Affiliates	PT Medco Energi Internasional Tbk - Non Affiliates	

FUND MANAGER COMMENTARY

In April 2026, USD Onshore Equity Fund booked -5.17%MoM, above the benchmark performance. The equity market continued to see a weakness in April 2026, JCI Index down -1.3%, IDX 80 -4.44% and MXID -7.05% mom. Which was a contrast relative to the Global equity market, seeing a strong rally led by Asia and US market. Investors continued to be bearish with prolonged Middle East conflict, MSCI overhang, and fiscal concern. Oil price touched US\$126/bbl again last month and this put further pressure to our currency and fiscal deficit level. Rupiah breached the psychological level of Rp17,000 and closed the month weakening by 2.1% to Rp17,353/US\$. Foreign investors recorded net outflow of Rp 17.3Tn in Apr 2026 (IDR43.6tn 4MYTD), vs Rp 9.6Tn outflow in Mar 2026. In terms of sectors inside MXID, largest negative returns came from Financials, Energy, and Telecommunications. We expect equity markets to remain volatile near term as geopolitical tensions and rupiah weakness may pro-long. That said, we continue to believe that the potential of sustainable and structural improvement in Indonesian economy with potentially rising GDP/capita could become a positive tailwind for long-term Indonesian equity market return, as such at current market levels we think it could offer a good market entry opportunity with an attractive risk-reward.

DISCLAIMER: USD Onshore Equity Fund is an investment-linked fund offered by PT. AIA FINANCIAL. This document is prepared by PT. AIA FINANCIAL and solely for informational use only. This document is not an offer for sale nor a solicitation of an offer to purchase. Investment in unit-link product contains risks including but not limited to political risk, risk on changes in government decree or other government regulations, interest rate risk, liquidity risk, credit risk, equity risk and exchange rate risk. The performances of the funds are not guaranteed; the unit price and the investment result may increase or decrease. Past performances do not constitute a guarantee for future performance.