



FUND FACT SHEET

IDR CHINA INDIA INDONESIA EQUITY FUND

PT AIA FINANCIAL licensed and supervised by the Financial Services Authority

30 April 2026

PT AIA FINANCIAL

Established in 15 July 1996, PT. AIA FINANCIAL (AIA) is one of the leading life insurance companies in Indonesia that licensed and supervised by the Indonesian Financial Services Authority. AIA Indonesia is a subsidiary of AIA Group Limited, the largest independent publicly listed pan-Asian life insurance group. With experienced personnel, AIA's Investment team has the proficiency to identify economic conditions and investment movements to generate competitive investment returns through a variety of financial instruments such as money market, bonds, shares and/or mutual funds.

INVESTMENT OBJECTIVE

The Portfolio is an investment option that provides investor with long-term capital appreciation with high risk tolerance.

TARGET ALLOCATION

- 0% - 20% : Money Market Instruments
- 80 - 100% : Equity instruments in Indonesia Stock Exchange incl. ETF
- 0% - 25% : Equity instruments in Hongkong Stock Exchange incl. ETF
- 0% - 25% : Equity instruments in National Stock Exc. of India incl. ETF

FUND INFORMATION

Investment Strategy	: Equity	Fund Size (million)	: IDR 3,316,659.44
Launch Date	: 06 January 2011	Fund Management Fee	: 2.00% per annum
Launch Price	: IDR 1,000.00	Pricing Frequency	: Daily
Unit Price (NAV)	: IDR 1,762.58	Benchmark	: 70% MSCI Indonesia Index 15% MSCI China + 15% MSCI India Index
Fund Currency	: IDR	Custodian Bank	: Citibank, N.A
Risk Level	: High	Total Unit	: 1,881,706,335.5791
Managed By	: PT. AIA FINANCIAL		

FUND PERFORMANCE

Fund	Fund Performance						
	1 Month	3 Months	YTD	1 Year	Annualised		
					3 Years	5 Years	Since Inception
IDR China-India-Indonesia Equity**	1.11%	-10.56%	-10.61%	-7.73%	-3.03%	-0.61%	3.77%
Benchmark*	-1.50%	-16.16%	-18.74%	-13.68%	-5.21%	-0.93%	3.72%

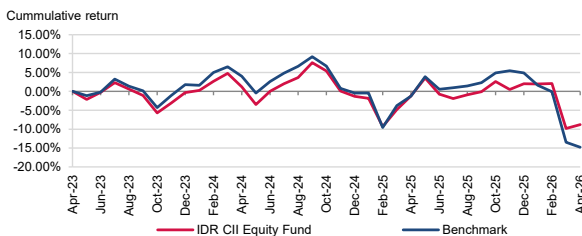
\*Current benchmark is effective since 1 Jan 2018

\*\*Benchmark Performance calculation includes price change, reinvestment of dividends/coupons and deduction of expenses.

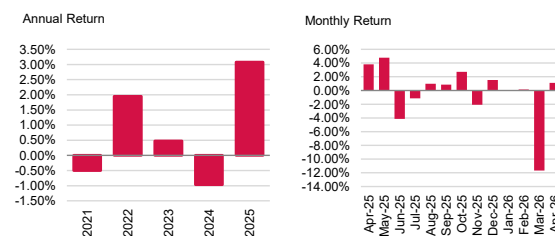
Since inception to 31 Dec 2017: 80% MSCI Indonesia Index + 10% MSCI China + 10% MSCI India Index

\*\*Fund Performance (Net Asset Value) calculation is already included cost related to transaction, management fee and administrative fee

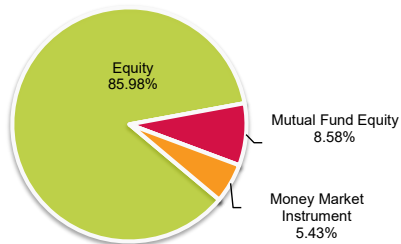
LAST 3 YEARS CUMULATIVE RETURN



ANNUAL & MONTHLY RETURN



ASSET ALLOCATION



SECTOR ALLOCATION

Communication Services	11.28%
Consumer Discretionary	3.96%
Consumer Staples	6.54%
Energy	8.81%
Financials	26.77%
Health Care	3.00%
Industrials	5.65%
Information Technology	1.10%
Materials	15.53%
Real Estate	2.67%
Utilities	0.67%
MF Equity	8.58%
TD + Cash	5.43%

TOP HOLDINGS

Alibaba Group Holding Ltd - Non Affiliates	PT Bank Mandiri Tbk - Non Affiliates	PT Telkom Indonesia Persero Tbk - Non Affiliates
HDFC Bank Ltd - Non Affiliates	PT Bank Negara Indonesia Tbk - Non Affiliates	PT Timah Tbk - Non Affiliates
ICICI Bank Ltd - Non Affiliates	PT Bank Rakyat Indonesia Tbk - Non Affiliates	PT Wismlak Inti Makmur Tbk - Non Affiliates
IShares Core MSCI China ETF - Non Affiliates	PT Ciputra Development Tbk - Non Affiliates	Reliance Industries Ltd - Non Affiliates
PT Adaro Andalan Indonesia Tbk - Non Affiliates	PT Cisarua Mountain Dairy Tbk - Non Affiliates	Tencent Holding Ltd - Non Affiliates
PT Amman Mineral Internasional Tbk - Non Affiliates	PT Essa Industries Indonesia Tbk - Non Affiliates	Zijin Mining Group Co Ltd - Non Affiliates
PT Aneka Tambang Persero Tbk - Non Affiliates	PT Indika Energy Tbk - Non Affiliates	
PT Archi Indonesia Tbk - Non Affiliates	PT Indofood CBP Sukses Makmur Tbk - Non Affiliates	
PT Arwana Citramulia Tbk - Non Affiliates	PT Kalbe Farma Tbk - Non Affiliates	
PT Astra International Tbk - Non Affiliates	PT Medco Energi Internasional Tbk - Non Affiliates	
PT Bank Central Asia Tbk - Non Affiliates	PT Pakuwon Jati Tbk - Non Affiliates	

FUND MANAGER COMMENTARY

In April 2026, IDR China India Indonesia Equity fund generated +1.11% mom, above the benchmark performance. The equity market continued to see a weakness in April 2026, JCI Index down -1.3%, IDX 80 -4.44% and MXID -6.24% mom. Which was a contrast relative to the Global equity market, seeing a strong rally led by Asia and US market. Investors continued to be bearish with prolonged Middle East conflict, MSCI overhang, and fiscal concern. Oil price touched US\$126/bbl again last month and this put further pressure on our currency and fiscal deficit level. Rupiah breached the psychological level of Rp17,000 and closed the month, weakening by 2.1% to Rp17,353/US\$. Foreign investors recorded net outflow of Rp 17.3Tn in Apr 2026, vs Rp 9.6Tn outflow in Mar 2026. Worth noting is that JCI has seen net foreign outflow of Rp 43.6Tn ytd. China Equities also posted a rebound in April but underperformed its North Asian peers. AI infra beneficiaries drove the strong performance. Despite leadership from semis and tech hardware, heavyweight internet names lagged amid soft earnings outlooks. Beyond tech, cyclicals saw a meaningful recovery, most notably Real Estate on signs of housing stabilization, Energy/Materials on tighter supply-demand dynamics, and Industrials on the new energy ecosystem build-out. China's 1Q GDP and March activity data showed economic resiliency, although some cooling took place in March. We are moderately constructive on the outlook for risk assets over the medium term.

**DISCLAIMER:** IDR China-India-Indonesia Equity Fund is an investment-linked fund offered by PT. AIA FINANCIAL. This document is prepared by PT. AIA FINANCIAL and solely for informational use only. This document is not an offer for sale nor a solicitation of an offer to purchase. Investment in unit-link product contains risks including but not limited to political risk, risk on changes in government decree or other government regulations, interest rate risk, liquidity risk, credit risk, equity risk and exchange rate risk. The performances of the funds are not guaranteed; the unit price and the investment result may increase or decrease. Past performances do not constitute a guarantee for future performance.