



## FUND FACT SHEET

## USD ADVANCED ADVENTUROUS FUND

PT AIA FINANCIAL licensed and supervised by the Financial Services Authority

28 May 2025

## PT AIA FINANCIAL

Established in 15 July 1996, PT. AIA FINANCIAL (AIA) is one of the leading life insurance companies in Indonesia that licensed and supervised by the Indonesian Financial Services Authority. AIA Indonesia is a subsidiary of AIA Group Limited, the largest independent publicly listed pan-Asian life insurance group. With experienced personnel, AIA's Investment team has the proficiency to identify economic conditions and investment movements to generate competitive investment returns through a variety of financial instruments such as money market, bonds, shares and/or mutual funds.

## INVESTMENT OBJECTIVE

The primary objective of the Portfolio is to achieve long-term optimum total return with the appropriate level of capital risk by holding AIAIM SICAV sub-funds investing in equities, bonds and other fixed income securities in global markets, as well as investment in those types of assets.

## TARGET ALLOCATION

0% - 5% : Cash & Cash Equivalents  
0% - 30% : Mutual Funds - Fixed Income  
70% - 100% : Mutual Funds - Equity

## FUND INFORMATION

Investment Strategy	: Balanced	Fund Size (million)	: USD 2.06
Launch Date	: 31 March 2021	Fund Management Fee	: 1.45% per annum
Launch Price	: USD 1.00	Pricing Frequency	: Daily
Unit Price (NAV)	: USD 1.1260	Benchmark	: 90% MSCI World Total Return Index + 10% Bloomberg Barclays Global Agg. TR Index
Fund Currency	: USD	Custodian Bank	: Citibank, N.A
Risk Level	: Moderate to High	Total Unit	: 1,833,093.6111
Managed By	: PT. AIA FINANCIAL		

## FUND PERFORMANCE

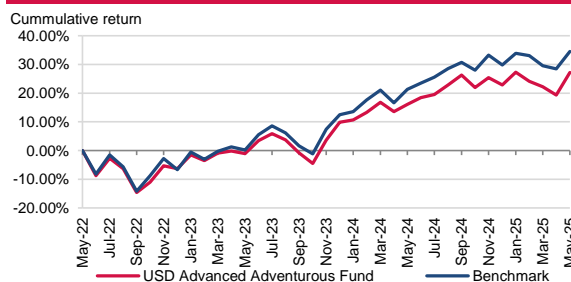
Fund	Fund Performance						
	1 Month	3 Months	YTD	1 Year	Annualised		
					3 Years	5 Years	Since Inception
USD Advanced Adventurous**	6.64%	2.52%	4.17%	9.58%	8.38%	0.00%	2.89%
Benchmark*	4.74%	1.09%	3.61%	10.88%	10.42%	0.00%	6.80%

\*Current benchmark is effective since inception

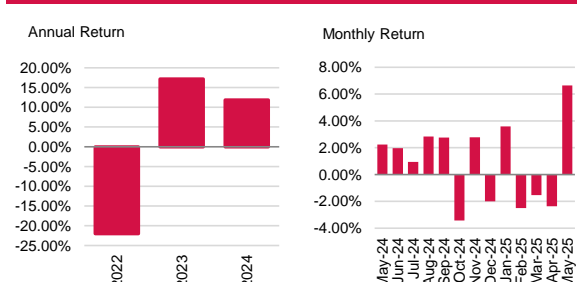
\*\*Benchmark Performance calculation includes price change, reinvestment of dividends/coupons and deduction of expenses.

\*\*Fund Performance (Net Asset Value) calculation is already included cost related to transaction, management fee and administrative fee

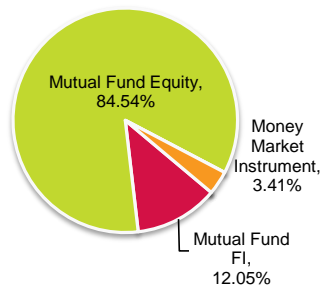
## LAST 3 YEAR CUMULATIVE RETURN



## ANNUAL &amp; MONTHLY RETURN



## ASSET ALLOCATION



## SECTOR ALLOCATION

MF Equity	84.54%
MF Fixed Income	12.05%
TD + Cash	3.41%

## TOP HOLDINGS

AIA Diversified Fixed Income MF  
AIA Global Multi Factor Equity MF  
AIA Global Quality Growth MF  
AIA Global Select Equity MF  
AIA New Multinationals MF

## FUND MANAGER COMMENTARY

In May 2025, USD Advanced Adventurous Fund booked positive performance of +6.64% mom above the benchmark by 190 bps. Despite lingering uncertainty due to tariffs, global equities rallied strongly in May 2025. This was the strongest May for global equities since 2009 and was catalyzed by the 90-day US-China tariff truce that was announced on 12 May 2025. For the month ending May 2025, Information Technology, Industrials, and Communication Services led. Technology, in particular, has surged, with the NASDAQ and Magnificent 7 up 25% and 29% respectively. The fixed income markets were mixed in May 2025. US Treasuries retreated in May 2025 while US high yield corporate bonds delivered positive returns. US 10-year yield increased in May 2025, halting four consecutive months of decline. US high yield and US investment grade credit spreads tightened in May 2025, with high yield credit spread tightening significantly more than investment grade credit spread. The situation remains fluid and as such, we remain vigilant and will be closely monitoring for concrete progress on the trade negotiations front as well as growth conditions holding up.

**DISCLAIMER:** USD Advanced Adventurous Fund is an investment-linked fund offered by PT. AIA FINANCIAL. This document is prepared by PT. AIA FINANCIAL and solely for informational use only. This document is not an offer for sale nor a solicitation of an offer to purchase. Investment in unit-link product contains risks including but not limited to political risk, risk on changes in government decree or other government regulations, interest rate risk, liquidity risk, credit risk, equity risk and exchange rate risk. The performances of the funds are not guaranteed; the unit price and the investment result may increase or decrease. Past performances do not constitute a guarantee for future performance.