



## FUND FACT SHEET

# IDR PRIME EQUITY FUND

PT AIA FINANCIAL licensed and supervised by the Financial Services Authority

28 May 2025

### PT AIA FINANCIAL

Established in 15 July 1996, PT. AIA FINANCIAL (AIA) is one of the leading life insurance companies in Indonesia that licensed and supervised by the Indonesian Financial Services Authority. AIA Indonesia is a subsidiary of AIA Group Limited, the largest independent publicly listed pan-Asian life insurance group. With experienced personnel, AIA's Investment team has the proficiency to identify economic conditions and investment movements to generate competitive investment returns through a variety of financial instruments such as money market, bonds, shares and/or mutual funds.

### INVESTMENT OBJECTIVE

The Portfolio aims to provide investor with long-term total returns through a portfolio of equities which are issued and listed in the Indonesia Stock Exchange (IDX).

### TARGET ALLOCATION

0% - 5% : Money Market Instruments  
95% - 100% : Equity Mutual Funds

### FUND INFORMATION

Investment Strategy	: Equity	Fund Size (million)	: IDR 370,141.60
Launch Date	: 08 October 2014	Fund Management Fee	: 1.00% per annum
Launch Price	: IDR 1,000.00	Pricing Frequency	: Daily
Unit Price (NAV)	: IDR 1,078.13	Benchmark	: 90% Jakarta Composite Index 10% IDR Deposit Rate Avg. 3-month (Net)
Fund Currency	: IDR	Custodian Bank	: Citibank, N.A
Risk Level	: High	Total Unit	: 343,318,983.3373
Managed By	: PT. AIA FINANCIAL		

### FUND PERFORMANCE

Fund	Fund Performance						
	1 Month	3 Months	YTD	1 Year	Annualised		
					3 Years	5 Years	Since Inception
IDR Prime Equity**	4.71%	13.68%	-1.53%	-0.77%	-3.63%	4.26%	0.71%
Benchmark*	5.81%	15.07%	3.13%	4.57%	2.57%	10.02%	5.06%

\*Current benchmark is effective from 1 Mar 2023

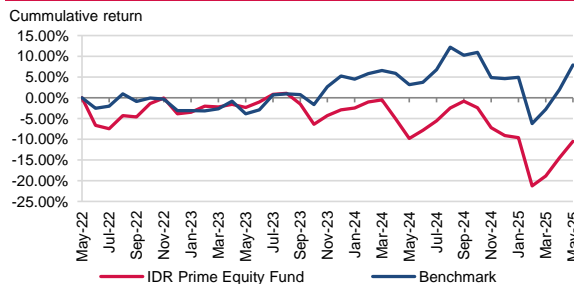
\*Benchmark Performance calculation includes price change, reinvestment of dividends/coupons and deduction of expenses.

1 May 2022 to 28 Feb 2023: 90% Jakarta Islamic Index + 10% IDR 1-Month Time Deposit Index (Net)

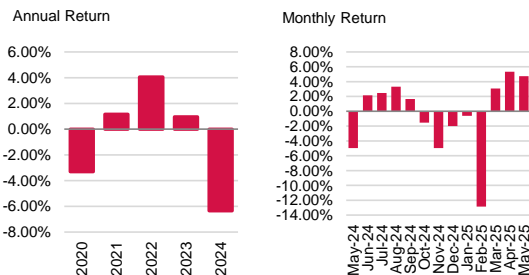
Since inception to 30 Apr 2022: 90% Jakarta Composite Index + 10% 3-Month IDR Avg Time Deposit (Net)

\*\*Fund Performance (Net Asset Value) calculation is already included cost related to transaction, management fee and administrative fee

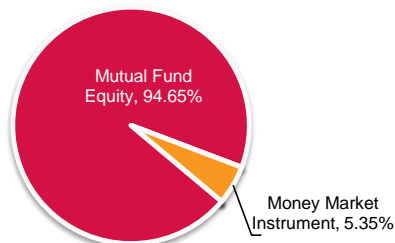
### LAST 3 YEARS CUMULATIVE RETURN



### ANNUAL & MONTHLY RETURN



### ASSET ALLOCATION



### PORTFOLIO ALLOCATION

Batavia Saham Cemerlang MF  
BNP Paribas SRI Kehati MF  
TD + Cash

### FUND MANAGER COMMENTARY

In May 2025, IDR Prime Equity Fund booked positive performance of +4.71% mom, below benchmark performance. In May 2025, JCI continued its positive momentum and reversing early-year weakness, up +6.04% MoM. The gain was driven by improved domestic sentiment, especially improved tax revenue and BI rate cut. Globally, weakening DXY also helped to strengthen the Rupiah -3.2% MoM to IDR16255 level, providing further optimism for equity markets. Foreign participation remained modest with a net-inflow of IDR5.5trn (\$773mn), but this marked the first monthly net-inflow in the last 4 months. In terms of sector inside JCI, largest positive contributors were Materials and Energy. Going forward, equity market volatility may remain high especially with the on-going US tariff negotiations and the macroeconomic impact from it. That said, we continue to believe that the potential of sustainable and structural improvement in Indonesian economy with potentially rising GDP/capita could become a positive tailwind for long-term Indonesian equity market return, as such at current market levels we think it could offer a good market entry opportunity with an attractive risk-reward.

**DISCLAIMER:** IDR Prime Equity Fund is an investment-linked fund offered by PT. AIA FINANCIAL. This document is prepared by PT. AIA FINANCIAL and solely for informational use only. This document is not an offer for sale nor a solicitation of an offer to purchase. Investment in unit-link product contains risks including but not limited to political risk, risk on changes in government decree or other government regulations, interest rate risk, liquidity risk, credit risk, equity risk and exchange rate risk. The performances of the funds are not guaranteed; the unit price and the investment result may increase or decrease. Past performances do not constitute a guarantee for future performance.