



FUND FACT SHEET

USD FIXED INCOME FUND

PT AIA FINANCIAL licensed and supervised by the Financial Services Authority

27 March 2025

PT AIA FINANCIAL

Established in 15 July 1996, PT. AIA FINANCIAL (AIA) is one of the leading life insurance companies in Indonesia that licensed and supervised by the Indonesian Financial Services Authority. AIA Indonesia is a subsidiary of AIA Group Limited, the largest independent publicly listed pan-Asian life insurance group. With experienced personnel, AIA's Investment team has the proficiency to identify economic conditions and investment movements to generate competitive investment returns through a variety of financial instruments such as money market, bonds, shares and/or mutual funds.

INVESTMENT OBJECTIVE

The Portfolio shall be managed to provide investor an attractive investment return through strategic and selective investments in US dollar denominated fixed income instruments with moderate risk tolerance.

TARGET ALLOCATION

0% - 20% : Money Market Instruments
80% - 100% : Fixed Income Securities

FUND INFORMATION

Investment Strategy	: Fixed Income	Fund Size (million)	: USD 36.64
Launch Date	: 7 November 2000	Fund Management Fee	: 1.45% per annum
Launch Price	: USD 1.00	Pricing Frequency	: Daily
Unit Price (NAV)	: USD 3.06	Benchmark	: 90% Bloomberg Barclays EM USD Sovereign: Indonesia Total Return Index Unhedged USD 10% Indonesia Deposit Rate Avg 3-Month USD (Net)
Fund Currency	: USD	Benchmark Duration	: 6.90
Risk Level	: Moderate	Custodian Bank	: Citibank, N.A
Fund Duration	: 7.11	Total Unit	: 11,989,029.0970
Managed By	: PT. AIA FINANCIAL		

FUND PERFORMANCE

Fund	Fund Performance						
	1 Month	3 Months	YTD	1 Year	Annualised		
					3 Years	5 Years	Since Inception
USD Fixed Income**	-1.55%	0.94%	0.94%	1.85%	0.09%	1.48%	4.69%
Benchmark*	-1.66%	0.54%	0.54%	0.90%	-1.02%	0.37%	0.53%

*Current benchmark is effective from 1 Jan 2019

*Benchmark Performance calculation includes price change, reinvestment of dividends/coupons and deduction of expenses.

From 1 Dec 2018 to 31 Dec 2018: 90% BBG USD EM Indonesia Sov. Bond Indonesia + 10% Deposit Rate Avg 1M USD (Net)

From 1 Dec 2016 to 31 Dec 2017: 90% BBG USD EM Indonesia Sov. Bond Indonesia + 10% Deposit Rate Avg 3M USD (Net)

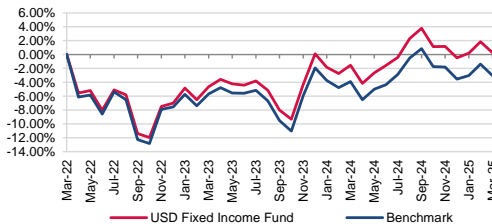
From 1 Mar 2013 to 30 Nov 2016: Indonesia Deposit Rate Avg 3M USD (Net)

Since inception to 28 Feb 2013: Indonesia Deposit Rate Avg 1M USD (Net)

**Fund Performance (Net Asset Value) calculation is already included cost related to transaction, management fee and administrative fee

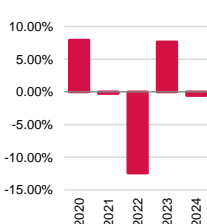
LAST 3 YEARS CUMULATIVE RETURN

Cumulative Return

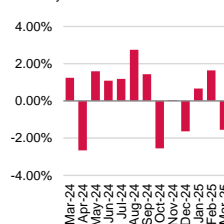


ANNUAL & MONTHLY RETURN

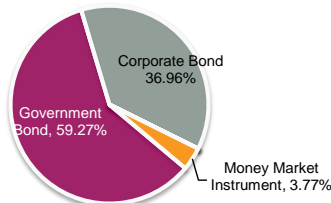
Annual Return



Monthly Return



ASSET ALLOCATION



SECTOR ALLOCATION

Government	59.27%
Financials	29.80%
Utilities	7.15%
Bond < 1 Year	2.73%
TD + Cash	1.04%

TOP HOLDINGS

Bank of New Zealand Bond 2035 - Non Affiliates	INDON 2048
Dai-Chi Life Holdings Perp. Bond 2049 - Non Affiliates	INDON 2049
HSBC Holdings Perp. Bond - Non Affiliates	PT Bank Mandiri Tbk Bond 2026 - Non Affiliates
INDOIS 2031	PT Bank Negara Indonesia Tbk Bond 2029 - Non Affiliates
INDOIS 2032	PT Pertamina Bond 2026 - Non Affiliates
INDON 2032	PT Pertamina Geothermal Energy Tbk Bond 2028 - Non Affiliates
INDON 2037	Standard Chartered Bond 2028 - Non Affiliates
INDON 2038	Sumitomo Life Bond 2077 - Non Affiliates
INDON 2043	
INDON 2047	

FUND MANAGER COMMENTARY

The USD Fixed Income Fund experienced a negative return of -1.55% in March 2025. This was influenced by the 10-year US Treasury yield and USD Indonesia Government bond yield, which stayed flat at 4.21% and increased by 12 bps to 5.32%. Meanwhile, Federal Reserve maintained its benchmark interest rate in the 4.25%–4.50% range and reiterated its projection of two 25-basis-point (bps) rate cuts by year-end.

DISCLAIMER: USD Fixed Income Fund is an investment-linked fund offered by PT. AIA FINANCIAL. This document is prepared by PT. AIA FINANCIAL and solely for informational use only. This document is not an offer for sale nor a solicitation of an offer to purchase. Investment in unit-link product contains risks including but not limited to political risk, risk on changes in government decree or other government regulations, interest rate risk, liquidity risk, credit risk, equity risk and exchange rate risk. The performances of the funds are not guaranteed; the unit price and the investment result may increase or decrease. Past performances do not constitute a guarantee for future performance.