



FUND FACT SHEET

IDR GROWTH EQUITY SYARIAH FUND

PT AIA FINANCIAL licensed and supervised by the Financial Services Authority

27 March 2025

PT AIA FINANCIAL

Established in 15 July 1996, PT. AIA FINANCIAL (AIA) is one of the leading life insurance companies in Indonesia that licensed and supervised by the Indonesian Financial Services Authority. AIA Indonesia is a subsidiary of AIA Group Limited, the largest independent publicly listed pan-Asian life insurance group. With experienced personnel, AIA's Investment team has the proficiency to identify economic conditions and investment movements to generate competitive investment returns through a variety of financial instruments such as money market, bonds, shares and/or mutual funds.

INVESTMENT OBJECTIVE

The primary investment objective of the Portfolio is to provide investors with long-term total returns through a portfolio of Sharia-compliant equities which are issued and listed in the Indonesia Stock Exchange (IDX) with high risk tolerance.

TARGET ALLOCATION

0% - 20% : Sharia money market instruments
80% - 100% : Equities listed in Sharia Index

FUND INFORMATION

Investment Strategy	: Sharia Equity	Fund Size (million)	: IDR 23,331.24
Launch Date	: 10 June 2015	Fund Management Fee	: 2.10% per annum
Launch Price	: IDR 1,000.00	Pricing Frequency	: Daily
Unit Price (NAV)	: IDR 754.93	Benchmark	: 98% Indonesia Sharia Stock Index 2% IDR Deposit Rate Avg. 3-month (Net)
Fund Currency	: IDR	Custodian Bank	: Citibank, N.A
Risk Level	: High	Total Unit	: 30,905,163.48
Managed By	: PT. AIA FINANCIAL		

FUND PERFORMANCE

Fund	Fund Performance						
	1 Month	3 Months	YTD	1 Year	Annualised		
					3 Years	5 Years	Since Inception
IDR Growth Equity Syariah**	0.07%	-12.38%	-12.38%	-13.68%	-6.48%	1.29%	-2.83%
Benchmark*	2.17%	-6.86%	-6.86%	-5.78%	1.46%	9.29%	2.81%

*Current benchmark is effective from 1 Mar 2022

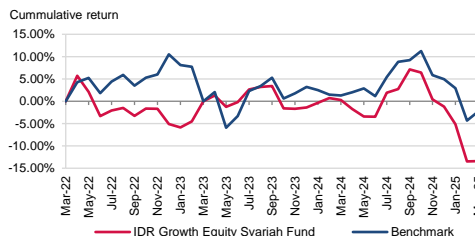
*Benchmark Performance calculation includes price change, reinvestment of dividends/coupons and deduction of expenses.

1 May 2022 to 28 Feb 2023: 98% Indonesia Sharia Stock Index + 2% IDR 1-Month Time Deposit Index (Net)

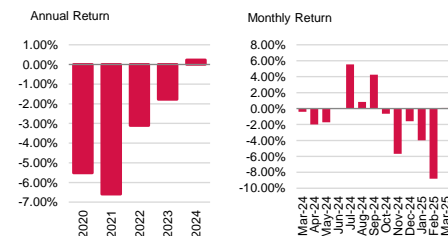
Since inception to 30 Apr 2022: 98% Indonesia Sharia Stock Index + 2% 3-Month IDR Avg Time Deposit (Net)

**Fund Performance (Net Asset Value) calculation is already included cost related to transaction, management fee and administrative fee

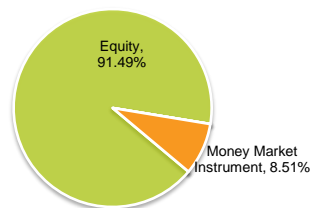
LAST 3 YEARS CUMULATIVE RETURN



ANNUAL & MONTHLY RETURN



ASSET ALLOCATION



SECTOR ALLOCATION

Communication Services	8.13%
Consumer Discretionary	11.88%
Consumer Staples	21.04%
Energy	3.97%
Financials	5.75%
Health Care	6.64%
Industrials	13.35%
Information Technology	3.13%
Materials	10.63%
Real Estate	6.97%
TD + Cash	8.51%

TOP HOLDINGS

Aneka Tambang Persero - Non Affiliates	Indofood CBP Sukses Makmur - Non Affiliates	Pakuwon Jati - Non Affiliates
Arwana Citramulia - Non Affiliates	Indofood Sukses Makmur - Non Affiliates	Selamat Sempurna - Non Affiliates
Astra International - Non Affiliates	Industri Jamu dan Farmasi Sido Muncul - Non Affiliates	Summarecon Agung - Non Affiliates
Bank Syariah Indonesia - Non Affiliates	Japfa Comfeed Indonesia - Non Affiliates	Telekom Indonesia Persero - Non Affiliates
Bumi Resources Minerals - Non Affiliates	Kalbe Farma - Non Affiliates	
Chandra Asri Pacific - Non Affiliates	Mastersystem Infotama - Non Affiliates	
Charoen Pokphand Indonesia - Non Affiliates	Mayora Indah - Non Affiliates	
Ciputra Development - Non Affiliates	Mitra Adiperkasa - Non Affiliates	
Cisarua Mountain Dairy - Non Affiliates	Mitra Keluarga Karyasehat - Non Affiliates	
Erajaya Swasembada - Non Affiliates	Mitra Pinasthika Mustika - Non Affiliates	

FUND MANAGER COMMENTARY

In March 2025, IDR Growth Equity Syariah Fund booked positive performance of +0.07% mom, below the benchmark performance. In March 2025, JCI experienced significant volatility, marked by sharp declines and temporary recoveries. On March 18, the JCI plunged by -7.1%, triggering a temporary trading halt – the steepest drop since 2011. Contributing factors were weakening consumer spending and confidence, fiscal policy worries, and political uncertainty. Concerns over escalating US tariff policies also escalated capital flight. That said, the Indonesian Government's regulatory and monetary responses helped aid some confidence back to the market at month end. Including eased share buyback regulations, more clarity on key cabinet positions, as well as BI safeguarding the Rupiah. In terms of sector inside ISSI Index, largest positive contributors were Information Technology (mainly DCII IJ), and Energy (mainly DSSA IJ). Foreign investors recorded another net outflow of -Rp8.1tn (-US\$490mn) in March which was better compared to the -Rp15.4tn (-US\$944mn) outflow in Feb25. The Rupiah declined another -0.5% m-m in Mar25 vs USD. Going forward, equity market volatility may remain high especially regarding US tariff policies and the potential retaliatory. That said, we continue to believe that the potential of sustainable and structural improvement in Indonesian economy with potentially rising GDP/capita could become a positive tailwind for long-term Indonesian equity market return, as such current market weakness and the attractive market valuation (-2SD below mean) could offer a good market entry opportunity with an attractive risk-reward.

DISCLAIMER: IDR Growth Equity Syariah Fund is an Sharia investment-linked fund offered by PT. AIA FINANCIAL. This document is prepared by PT. AIA FINANCIAL and solely for informational use only. This document is not an offer for sale nor a solicitation of an offer to purchase. Investment in Sharia unit-link product contains risks including but not limited to political risk, risk on changes in government decree or other government regulations, risk on distribution on income / margin / fee, liquidity risk, credit risk, equity risk and exchange rate risk. The performances of the funds are not guaranteed; the unit price and the investment result may increase or decrease. Past performances do not constitute a guarantee for future performance.