



FUND FACT SHEET

IDR CASH SYARIAH FUND

PT AIA FINANCIAL licensed and supervised by the Financial Services Authority

27 March 2025

PT AIA FINANCIAL

Established in 15 July 1996, PT. AIA FINANCIAL (AIA) is one of the leading life insurance companies in Indonesia that licensed and supervised by the Indonesian Financial Services Authority. AIA Indonesia is a subsidiary of AIA Group Limited, the largest independent publicly listed pan-Asian life insurance group. With experienced personnel, AIA's Investment team has the proficiency to identify economic conditions and investment movements to generate competitive investment returns through a variety of financial instruments such as money market, bonds, shares and/or mutual funds.

INVESTMENT OBJECTIVE

The Portfolio shall be managed to provide investor with a stable and optimum return through investment in selective Sharia-compliant short tenor fixed income instruments in Indonesia with high degree of principal safety and low risk tolerance.

TARGET ALLOCATION

100% : Sharia money market instruments

FUND INFORMATION

| | | | |
|---------------------|-----------------------|---------------------|--|
| Investment Strategy | : Sharia Money Market | Fund Size (million) | : IDR 11,092.88 |
| Launch Date | : 29 October 2009 | Fund Management Fee | : 1.65% per annum |
| Launch Price | : IDR 1,000.00 | Pricing Frequency | : Daily |
| Unit Price (NAV) | : IDR 1,737.86 | Benchmark | : 100% IDR Deposit Rate Avg. 3-month (Net) |
| Fund Currency | : IDR | Custodian Bank | : Citibank, N.A |
| Risk Level | : Low | Total Unit | : 6,383,069.9925 |
| Managed By | : PT. AIA FINANCIAL | | |

FUND PERFORMANCE

| Fund | Fund Performance | | | | | | |
|--------------------|------------------|----------|-------|--------|------------|---------|-----------------|
| | 1 Month | 3 Months | YTD | 1 Year | Annualised | | |
| | | | | | 3 Years | 5 Years | Since Inception |
| IDR Cash Syariah** | 0.34% | 1.23% | 1.23% | 3.85% | 2.81% | 2.35% | 3.65% |
| Benchmark* | 0.15% | 0.43% | 0.43% | 1.84% | 1.24% | 1.46% | 2.81% |

*Current benchmark is effective from 1 Mar 2023

*Benchmark Performance calculation includes price change, reinvestment of dividends/coupons and deduction of expenses.

1 Mar 2022 to 28 Feb 2023: IDR 1-Month Time Deposit Index (net)

1 Feb 2010 to 28 Feb 2022: Indonesia Deposit Rate Avg 3 Month IDR (net)

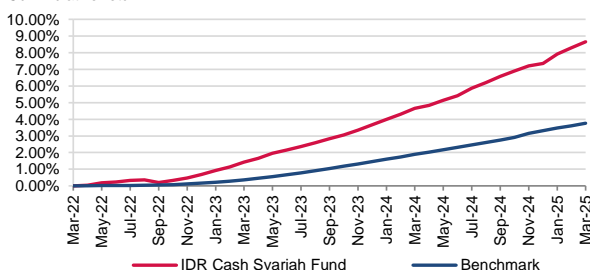
1 Aug 2010 to 30 Nov 2010: Indonesia SBI 3M Auction Avg Yield (net)

Since inception to 31 Jul 2010: Indonesia SBI 1M Auction Avg Yield (net)

**Fund Performance (Net Asset Value) calculation is already included cost related to transaction, management fee and administrative fee

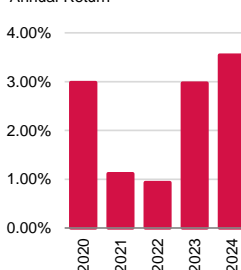
LAST 3 YEARS CUMULATIVE RETURN

Cummulative return

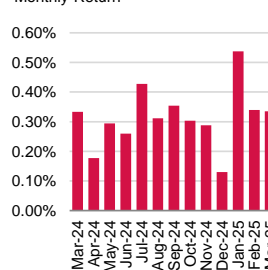


ANNUAL & MONTHLY RETURN

Annual Return



Monthly Return



ASSET ALLOCATION



SECTOR ALLOCATION

| | |
|--------------|--------|
| Bond < 1Year | 46.12% |
| TD + Cash | 53.88% |

TOP HOLDINGS

PBS017
Sukuk Mdhrbh Bkjt I Bank BSI Th 1 2024A - Non Affi
TD Bank CIMB Niaga Syariah - Non Affiliates
TD Bank Permata Syariah - Non Affiliates
TD Bank Tabungan Negara Syariah - Non Affiliates
TD Maybank Syariah Indonesia - Non Affiliates

FUND MANAGER COMMENTARY

IDR Cash Syariah Fund generated +0.34% in March 2025 performance. Sharia Mudarabah returns maintained at 4.50%–6.50% p.a. Inflation increased to 1.03% in March compared to -0.09% YoY in the previous month and IDR stable at Rp 16,560/USD. Meanwhile, Bank Indonesia decided to maintain the interest rate at 5.75%. This is in line with BI's efforts to stabilize the Rupiah exchange rate and promoting economic growth, as well as maintaining inflation within the 2.5% (±1%) target for 2025 and 2026.

DISCLAIMER: IDR Cash Syariah Fund is an Sharia investment-linked fund offered by PT. AIA FINANCIAL. This document is prepared by PT. AIA FINANCIAL and solely for informational use only. This document is not an offer for sale nor a solicitation of an offer to purchase. Investment in Sharia unit-link product contains risks including but not limited to political risk, risk on changes in government decree or other government regulations, risk on distribution on income / margin / fee, liquidity risk, credit risk, equity risk and exchange rate risk. The performances of the funds are not guaranteed; the unit price and the investment result may increase or decrease. Past performances do not constitute a guarantee for future performance.