



FUND FACT SHEET

USD GLOBAL GROWTH OPPORTUNITY EQUITY FUND

PT AIA FINANCIAL licensed and supervised by the Financial Services Authority

30 June 2025

PT AIA FINANCIAL

Established in 15 July 1996, PT. AIA FINANCIAL (AIA) is one of the leading life insurance companies in Indonesia that licensed and supervised by the Indonesian Financial Services Authority. AIA Indonesia is a subsidiary of AIA Group Limited, the largest independent publicly listed pan-Asian life insurance group. With experienced personnel, AIA's Investment team has the proficiency to identify economic conditions and investment movements to generate competitive investment returns through a variety of financial instruments such as money market, bonds, shares and/or mutual funds.

INVESTMENT OBJECTIVE

The Portfolio is an investment option that provides investor with aggressive growth that aims to give superior long-term investment return with high risk tolerance.

TARGET ALLOCATION

0% - 20% : Money Market Instruments
80% - 100% : Listed Equities and/ or Equity Mutual Fund(s) incl. ETF listed / invest in global stock markets

FUND INFORMATION

Investment Strategy : Equity
Launch Date : 23 September 2016
Launch Price : USD 1.00
Unit Price (NAV) : USD 1.45
Fund Currency : USD
Risk Level : High
Managed By : PT. AIA FINANCIAL

Fund Size (million) : USD 44.13
Fund Management Fee : 2.10% per annum
Pricing Frequency : Daily
Benchmark : 90% MSCI World Index + 10% MSCI Asia Ex. Japan
Custodian Bank : Citibank, N.A
Total Unit : 30,431,671.32

FUND PERFORMANCE

Fund	Fund Performance						
	1 Month	3 Months	YTD	1 Year	Annualised		
					3 Years	5 Years	Since Inception
USD Global Growth Opportunity Equity**	3.61%	8.38%	4.61%	4.99%	11.37%	5.68%	4.33%
Benchmark*	4.42%	6.76%	7.11%	11.55%	13.42%	10.21%	8.15%

*Current benchmark is effective since 1 Jan 2018

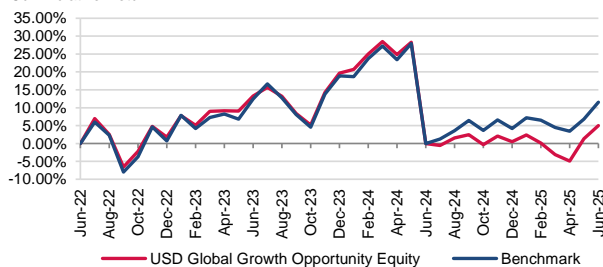
*Benchmark Performance calculation includes price change, reinvestment of dividends/coupons and deduction of expenses.

Since inception to 31 Dec 2017: 90% Dow Jones Islamic Mkt World Index + 10% MSCI World Index

**Fund Performance (Net Asset Value) calculation is already included cost related to transaction, management fee and administrative fee

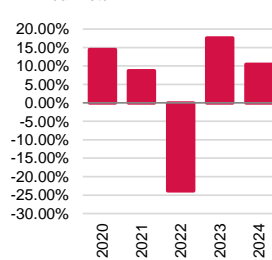
LAST 3 YEARS CUMULATIVE RETURN

Cummulative Return

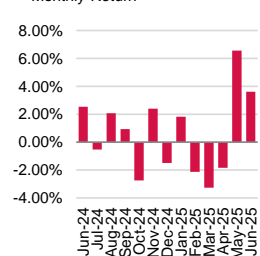


ANNUAL & MONTHLY RETURN

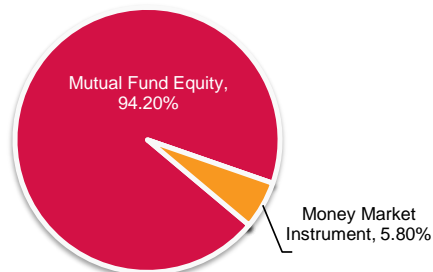
Annual Return



Monthly Return



ASSET ALLOCATION



PORTFOLIO ALLOCATION

AIA Global Multi-Factor Equity MF
AIA Global Select Equity MF
AIA New Multinationals MF
BNP Paribas Cakra Syariah Fund MF
Mandiri Global Sharia Equity Dollar MF
TD + Cash

FUND MANAGER COMMENTARY

In June 2025, USD Global Growth Opportunity Equity Fund booked positive performance of +3.61%mom, below the benchmark. Last month, Global market rose in June, with the MSCI World gaining 4.4%. The strongest market was the Nikkei, which rose 6.6%. The US 10-year Treasury yield moved lower in June, from 4.4% to 4.2%, amid contained inflation and increasing expectations of earlier Fed easing. The USD has now seen six consecutive months of depreciation, weakening to 96.9 from 108.5 at the end of last year. MSCI China had a resilient June and saw its peak in mid-June as the US-China 2-day trade talks in London agreed to implement the truce reached in Geneva. Market volatility kicked in after the outbreak of Israel-Iran military actions, which was followed by a fast de-escalation.

DISCLAIMER: USD Global Growth Opportunity Equity Fund is an investment-linked fund offered by PT. AIA FINANCIAL. This document is prepared by PT. AIA FINANCIAL and solely for informational use only. This document is not an offer for sale nor a solicitation of an offer to purchase. Investment in unit-link product contains risks including but not limited to political risk, risk on changes in government decree or other government regulations, interest rate risk, liquidity risk, credit risk, equity risk and exchange rate risk. The performances of the funds are not guaranteed; the unit price and the investment result may increase or decrease. Past performances do not constitute a guarantee for future performance.