FUND FACT SHEET

USD FIXED INCOME FUND

PT AIA FINANCIAL licensed and supervised by the Financial Services Authority

30 December 2025

PT AIA FINANCIAL

Established in 15 July 1996, PT. AIA FINANCIAL (AIA) is one of the leading life insurance companies in Indonesia that licensed and supervised by the Indonesian Financial Services Authority. AIA Indonesia is a subsidiary of AIA Group Limited, the largest independent publicly listed pan-Asian life insurance group. With experienced personnel, AIA's Investment team has the proficiency to identify economic conditions and investment movements to generate competitive investment returns through a variety of financial instruments such as money market, bonds, shares and/or mutual funds.

INVESTMENT OBJECTIVE

The Portfolio shall be managed to provide investor an attractive investment return through strategic and selective investments in US dollar denominated fixed income instruments with moderate risk tolerance.

TARGET ALLOCATION

0% - 20%	:	Money Market Instruments
80% - 100%	:	Fixed Income Securities

FUND INFORMATION

Investment Strategy	:	Fixed Income
Launch Date	:	7 November 2000
Launch Price	:	USD 1.00
Unit Price (NAV)	:	USD 3.25
Fund Currency	:	USD
Risk Level	:	Moderate
Fund Duration	:	7.02
Managed By	:	PT. AIA FINANCIAL
Fund Size (million)	:	USD 36.47
Fund Management Fee	:	1.45% per annum
Pricing Frequency	:	Daily
Benchmark	:	90% Bloomberg Barclays EM USD Sovereign: Indonesia Total Return Index Unhedged USD 10% Indonesia Deposit Rate Avg 3-Month USD (Net)
Benchmark Duration	:	6.87
Custodian Bank	:	Citibank, N.A
Total Unit	:	11,203,294.5044

FUND PERFORMANCE

Fund	Fund Performance						
	1 Month	3 Months	YTD	1 Year	Annualised		
					3 Years	5 Years	Since Inception
USD Fixed Income**	0.15%	1.14%	7.49%	7.49%	4.71%	0.06%	4.80%
Benchmark*	0.05%	0.90%	6.58%	6.58%	3.54%	-0.86%	0.74%

*Current benchmark is effective from 1 Jan 2019

*Benchmark Performance calculation includes price change, reinvestment of dividends/coupons and deduction of expenses.

From 1 Dec 2018 to 31 Dec 2018: 90% BBG USD EM Indonesia Sov. Bond Indonesia + 10% Deposit Rate Avg 1M USD (Net)

From 1 Dec 2016 to 31 Dec 2017: 90% BBG USD EM Indonesia Sov. Bond Indonesia + 10% Deposit Rate Avg 3M USD (Net)

From 1 Mar 2013 to 30 Nov 2016: Indonesia Deposit Rate Avg 3M USD (Net)

Since inception to 28 Feb 2013: Indonesia Deposit Rate Avg 1M USD (Net)

**Fund Performance (Net Asset Value) calculation is already included cost related to transaction, management fee and administrative fee

LAST 3 YEARS CUMULATIVE RETURN

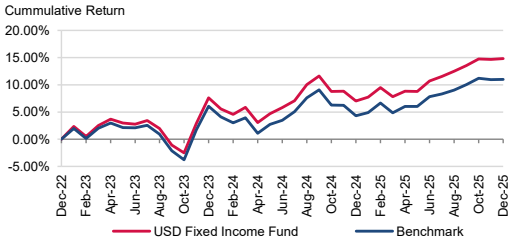

ANNUAL & MONTHLY RETURN

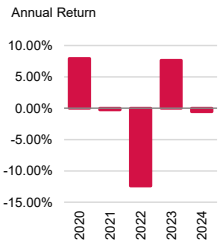

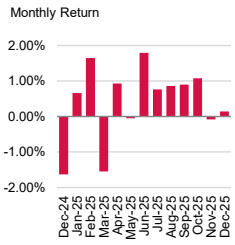

ASSET ALLOCATION

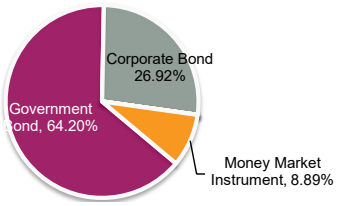

SECTOR ALLOCATION

Government	64.20%
Financials	19.92%
Utilities	7.00%
Bond < 1 Year	7.76%
TD + Cash	1.13%

TOP HOLDINGS

Australian & New Zealan Banking Group Bond 2034 - Non Affiliates	INDON 2048
Bank of New Zealand Bond 2035 - Non Affiliates	INDON 2049
Dai-Chi Life Holdings Perp. Bond 2049 - Non Affiliates	INDON 2050
HSBC Holdings Perp. Bond 2049 - Non Affiliates	INDON FEB-2030
INDOIS 2032	INDON JAN-2030
INDON 2032	Indonesia Sukuk 2030
INDON 2037	PT Bank Mandiri Tbk Bond 2026 - Non Affiliates
INDON 2038	PT Pertamina Bond 2026 - Non Affiliates
INDON 2043	PT Pertamina Geothermal Energy Tbk Bond 2028 - Non Affiliates
INDON 2045	Standard Chartered Bond 2028 - Non Affiliates
INDON 2047	Sumitomo Life Bond 2077 - Non Affiliates

FUND MANAGER COMMENTARY

The USD Fixed Income Fund experienced a positive return of +0.15% in December 2025. This performance was influenced by stable USD Indonesia Government bond yield at 4.88%, while the 10-year US Treasury yield rose by 15 bps to 4.16%. Additionally, The Fed lowered the federal funds rate by 25 bps to 3.50–3.75% as economic activity continues to expand moderately while job gains slow and unemployment edges higher. The Fed will continue monitoring data and stands ready to adjust policy as needed.

DISCLAIMER: USD Fixed Income Fund is an investment-linked fund offered by PT. AIA FINANCIAL. This document is prepared by PT. AIA FINANCIAL and solely for informational use only. This document is not an offer for sale nor a solicitation of an offer to purchase. Investment in unit-link product contains risks including but not limited to political risk, risk on changes in government decree or other government regulations, interest rate risk, liquidity risk, credit risk, equity risk and exchange rate risk. The performances of the funds are not guaranteed; the unit price and the investment result may increase or decrease. Past performances do not constitute a guarantee for future performance.

[AIA – PUBLIC]

FUND FACT SHEET

IDR FIXED INCOME FUND

PT AIA FINANCIAL licensed and supervised by the Financial Services Authority

30 December 2025

PT AIA FINANCIAL

Established in 15 July 1996, PT. AIA FINANCIAL (AIA) is one of the leading life insurance companies in Indonesia that licensed and supervised by the Indonesian Financial Services Authority. AIA Indonesia is a subsidiary of AIA Group Limited, the largest independent publicly listed pan-Asian life insurance group. With experienced personnel, AIA's Investment team has the proficiency to identify economic conditions and investment movements to generate competitive investment returns through a variety of financial instruments such as money market, bonds, shares and/or mutual funds.

INVESTMENT OBJECTIVE

The Portfolio shall be managed to provide investor with an attractive investment return through investing in selective IDR denominated fixed income instruments listed in Indonesia with moderate risk tolerance.

TARGET ALLOCATION

0% - 20%	:	Money Market Instruments
80% - 100%	:	IDR Fixed Income securities and/ or IDR Fixed Income mutual fund(s) adhered with latest regulations

FUND INFORMATION

Investment Strategy	:	Fixed Income	Fund Size (million)	:	IDR 1,382,930.44
Launch Date	:	7 November 2000	Fund Management Fee	:	1.65% per annum
Launch Price	:	IDR 1,000.00	Pricing Frequency	:	Daily
Unit Price (NAV)	:	IDR 5,519.11	Benchmark	:	90% Bloomberg EM Local Currency
Fund Currency	:	IDR		:	Indonesia Total Return Index Unhedged IDR
Risk Level	:	Moderate			10% IDR Deposit Rate Avg. 3-month (Net)
Fund Duration	:	6.60			
Managed By	:	PT. AIA FINANCIAL	Benchmark Duration	:	5.55
			Custodian Bank	:	Citibank, N.A
			Total Unit	:	250,571,107.0662

FUND PERFORMANCE

Fund	Fund Performance						
	1 Month	3 Months	YTD	1 Year	Annualised		
					3 Years	5 Years	Since Inception
IDR Fixed Income**	0.92%	2.37%	9.77%	9.77%	6.08%	4.20%	7.03%
Benchmark *	0.68%	2.07%	9.75%	9.75%	6.19%	4.74%	9.00%

*Current benchmark is effective from 1 Mar 2023

*Benchmark Performance calculation includes price change, reinvestment of dividends/coupons and deduction of expenses.

1 May 2022 to 28 Feb 2023: 90% Bloomberg EM Local Currency: Indonesia TR Index Unhedged IDR + 10% IDR 1-Month Time Deposit Index (Net)

1 Jan 2021 to 30 Apr 2022: 90% Bloomberg EM Local Currency: Indonesia TR Index Unhedged IDR + 10% Indonesia Dep. Rate Avg 3-Mo IDR (Net)

1 May 2016 to 31 Dec 2020: 90% Bloomberg Indonesia Sov. Bond Index + 10% 3-Month IDR Avg Time Deposit (Net)

1 Mar 2013 to 30 Apr 2016: 90%HSBC Indonesia Local Currency Govt Bond (Net) + 10% Indonesia Deposit Rate Avg 3 Month IDR (Net)

1 Jan 2001 to 28 Feb 2013: HSBC Indonesia Local Currency Govt Bond TR (Net)

Since Inception to 31 Dec 2000: Indonesia SBI 1M Auction Avg yield (Net)

**Fund Performance (Net Asset Value) calculation is already included cost related to transaction, management fee and administrative fee

LAST 3 YEARS CUMULATIVE RETURN

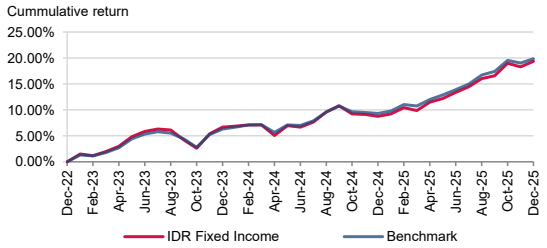

ANNUAL & MONTHLY RETURN

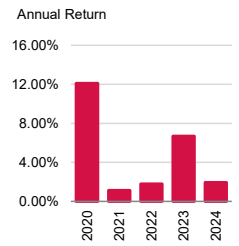

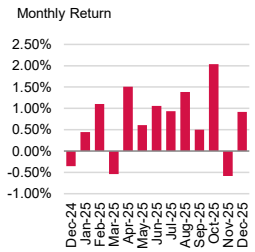

ASSET ALLOCATION

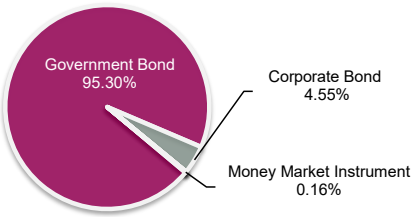

SECTOR ALLOCATION

Government	95.30%
Financials	1.33%
Industrials	1.50%
Communications	1.71%
TD + Cash	0.16%

TOP HOLDINGS

FR0050	FR0074	FR0083	FR0101	FR0108
FR0067	FR0075	FR0096	FR0103	FR0109
FR0068	FR0079	FR0097	FR0104	
FR0072	FR0080	FR0098	FR0106	
FR0073	FR0082	FR0100	FR0107	

FUND MANAGER COMMENTARY

The IDR Fixed Income Fund generated a return of +0.92% in December 2025, and the 10-year government bond yield dropped by 25 bps to 6.07%. Market sentiment was positively impacted by foreign investor inflows totalling IDR6.5 trillion in December, coupled with stable Rupiah at IDR16,690 per USD. Meanwhile, Bank Indonesia (BI) kept its benchmark interest rate unchanged at 4.75% during its December policy meeting. BI also reaffirmed that Rupiah stability remains its near-term priority amid ongoing global uncertainty and an uncertain Federal Reserve easing path.

DISCLAIMER: IDR Fixed Income Fund is an investment-linked fund offered by PT. AIA FINANCIAL. This document is prepared by PT. AIA FINANCIAL and solely for informational use only. This document is not an offer for sale nor a solicitation of an offer to purchase. Investment in unit-link product contains risks including but not limited to political risk, risk on changes in government decree or other government regulations, interest rate risk, liquidity risk, credit risk, equity risk and exchange rate risk. The performances of the funds are not guaranteed; the unit price and the investment result may increase or decrease. Past performances do not constitute a guarantee for future performance.

[AIA – PUBLIC]

FUND FACT SHEET

IDR EQUITY FUND

PT AIA FINANCIAL licensed and supervised by the Financial Services Authority

30 December 2025

PT AIA FINANCIAL

Established in 15 July 1996, PT. AIA FINANCIAL (AIA) is one of the leading life insurance companies in Indonesia that licensed and supervised by the Indonesian Financial Services Authority. AIA Indonesia is a subsidiary of AIA Group Limited, the largest independent publicly listed pan-Asian life insurance group. With experienced personnel, AIA's Investment team has the proficiency to identify economic conditions and investment movements to generate competitive investment returns through a variety of financial instruments such as money market, bonds, shares and/or mutual funds.

INVESTMENT OBJECTIVE

The primary investment objective of the Portfolio is to provide investors with long-term total returns through a portfolio of equities which are issued and listed in the Indonesia Stock Exchange (IDX) with high risk tolerance.

TARGET ALLOCATION

0% - 20%	:	Money Market Instruments
80% - 100%	:	Equities listed in IDX

FUND INFORMATION

Investment Strategy	:	Equity
Launch Date	:	7 November 2000
Launch Price	:	IDR 1,000.00
Unit Price (NAV)	:	IDR 13,715.16
Fund Currency	:	IDR
Risk Level	:	High
Managed By	:	PT. AIA FINANCIAL & PT. Schroders Indonesia (since at Oct 28th, 2024)
Fund Size (million)	:	IDR 5,285,618.26
Fund Management Fee	:	2.10% per annum
Pricing Frequency	:	Daily
Benchmark	:	98% IDX80 Index
	:	2% IDR Deposit Rate Avg. 3-month (Net)
Custodian Bank	:	Citibank, N.A
Total Unit	:	385,385,048.1627

FUND PERFORMANCE

Fund	Fund Performance						
	1 Month	3 Months	YTD	1 Year	Annualised		
					3 Years	5 Years	Since Inception
IDR Equity**	3.09%	7.13%	4.14%	4.14%	-0.56%	-0.90%	10.97%
Benchmark *	0.87%	7.98%	12.91%	12.91%	3.99%	5.26%	12.61%

*Benchmark performance calculation implemented since 1 Jan 2024.
*Benchmark Performance calculation includes price change, reinvestment of dividends/coupons and deduction of expenses.
28 Feb 2023 to 31 Dec 2023: 98% Jakarta Composite Index + 2% IDR Deposit Rate Avg. 3-month (Net)
1 May 2022 to 28 Feb 2023: 98% Jakarta Composite Index + 2% IDR 1-Month Time Deposit Index (Net)
1 April 2014 to 30 Apr 2022: 98% Jakarta Composite Index + 2% 3-Month IDR Avg Time Deposit (Net)
Since inception to 31 Mar 2014: Jakarta Composite Index (Total Return)
**Fund Performance (Net Asset Value) calculation is already included cost related to transaction, management fee and administrative fee

LAST 3 YEARS CUMULATIVE RETURN

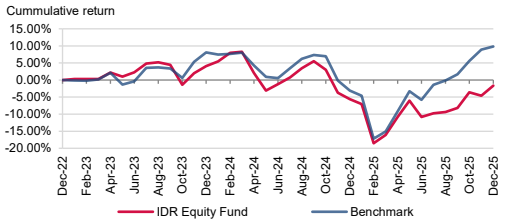

ANNUAL & MONTHLY RETURN

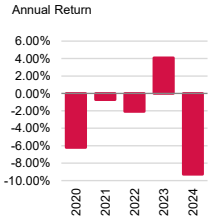

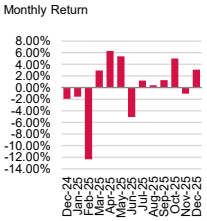

ASSET ALLOCATION

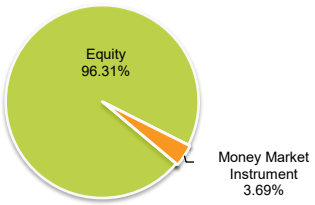

SECTOR ALLOCATION

Communication Services	12.02%
Consumer Discretionary	4.35%
Consumer Staples	13.95%
Energy	7.29%
Financials	20.24%
Health Care	7.01%
Industrials	8.05%
Information Technology	0.75%
Materials	19.59%
Real Estate	2.53%
Utilities	0.54%
TD + Cash	3.69%

TOP HOLDINGS

AKR Corporindo - Non Affiliates	Ciputra Development - Non Affiliates	Merdeka Gold Resources - Non Affiliates
Alamtri Resources Indonesia - Non Affiliates	Cisarua Mountain Dairy - Non Affiliates	Mitra Adiperkasa - Non Affiliates
Amman Mineral Internasional - Non Affiliates	GOTO Gojek Tokopedia - Non Affiliates	Mitra Keluarga Karyasehat - Non Affiliates
Archi Indonesia - Non Affiliates	Indika Energy - Non Affiliates	Sumber Alfaria Trijaya - Non Affiliates
Astra International - Non Affiliates	Indofood CBP Sukses Makmur - Non Affiliates	TD Bank Syariah Indonesia - Non Affiliates
Bank Central Asia - Non Affiliates	Indosat - Non Affiliates	Telekom Indonesia - Non Affiliates
Bank Mandiri - Non Affiliates	Japfa Comfeed Indonesia - Non Affiliates	Timah - Non Affiliates
Bank Negara Indonesia - Non Affiliates	Jasa Marga (Persero) - Non Affiliates	Triputra Agro Persada - Non Affiliates
Bank Rakyat Indonesia - Non Affiliates	Kalbe Farma - Non Affiliates	United Tractors - Non Affiliates
Bumi Resources - Non Affiliates	Mayora Indah - Non Affiliates	Vale Indonesia - Non Affiliates
Bumi Resources Minerals - Non Affiliates	Merdeka Copper Gold - Non Affiliates	XLSmart Telecom Sejahtera - Non Affiliates

FUND MANAGER COMMENTARY

In December 2025, IDR Equity Fund booked +3.09%MoM (net), above the benchmark performance. JCI recorded +1.6%MoM in December, meanwhile IDX80 +0.63%MoM as retail-driven conglomerate stocks continue to dominate. In December global equity markets continued its positive momentum, driven by the Fed's 25bps rate cut and formally pivoting towards balance-sheet expansion after announcing purchase program of US Treasury bills at USD 40 billion per month. In China, the December Politburo meeting set broad economic priorities for 2026 and reaffirmed consumption at the core of its policy agenda. Domestically, BI held its policy rate at 4.75%, reflecting a continued focus on rebuilding foreign-exchange reserves. Overall, foreign investors were net buyers as we recorded net inflow of Rp10.2tn (US$612mn) in Dec25, following the +Rp5.2tn (US$309mn) in Nov25. In terms of key sector inside IDX80, biggest positive contributors were Financials (mainly from BMRI, BBRI, BBNI), Energy (BUMI, ENRG), and Materials (BRMS, INCO, PTRO). Biggest negative contributor was Real Estate and Consumer Discretionary. That said, we continue to believe that the potential of sustainable and structural improvement in Indonesian economy with potentially rising GDP/capita could become a positive tailwind for long-term Indonesian equity market return, as such at current market levels we think it could offer a good market entry opportunity with an attractive risk-reward.

DISCLAIMER: IDR Equity Fund is an investment-linked fund offered by PT. AIA FINANCIAL. This document is prepared by PT. AIA FINANCIAL and solely for informational use only. This document is not an offer for sale nor a solicitation of an offer to purchase. Investment in unit-link product contains risks including but not limited to political risk, risk on changes in government decree or other government regulations, interest rate risk, liquidity risk, credit risk, equity risk and exchange rate risk. The performances of the funds are not guaranteed; the unit price and the investment result may increase or decrease. Past performances do not constitute a guarantee for future performance.

[AIA – PUBLIC]

FUND FACT SHEET

IDR MONEY MARKET FUND

PT AIA FINANCIAL licensed and supervised by the Financial Services Authority

30 December 2025

PT AIA FINANCIAL

Established in 15 July 1996, PT. AIA FINANCIAL (AIA) is one of the leading life insurance companies in Indonesia that licensed and supervised by the Indonesian Financial Services Authority. AIA Indonesia is a subsidiary of AIA Group Limited, the largest independent publicly listed pan-Asian life insurance group. With experienced personnel, AIA's Investment team has the proficiency to identify economic conditions and investment movements to generate competitive investment returns through a variety of financial instruments such as money market, bonds, shares and/or mutual funds.

INVESTMENT OBJECTIVE

The Portfolio shall be managed to provide investor with a stable and optimum return through investment in selective short tenor fixed income instruments in Indonesia with high degree of principal safety and low risk tolerance.

TARGET ALLOCATION

100% : Money Market Instruments

FUND INFORMATION

Investment Strategy	: Money Market	Fund Size (million)	: IDR 439,896.86
Launch Date	: 05 May 2006	Fund Management Fee	: 1.65% per annum
Launch Price	: IDR 1,000.00	Pricing Frequency	: Daily
Unit Price (NAV)	: IDR 2,325.47	Benchmark	: 100% IDR Deposit Rate Avg. 3-month (Net)
Fund Currency	: IDR	Custodian Bank	: Citibank, N.A
Risk Level	: Low	Total Unit	: 189,164,619.4606
Managed By	: PT. AIA FINANCIAL		

FUND PERFORMANCE

Fund	Fund Performance						
	1 Month	3 Months	YTD	1 Year	Annualised		
					3 Years	5 Years	Since Inception
IDR Money Market**	0.33%	0.94%	4.53%	4.53%	3.98%	2.85%	4.39%
Benchmark*	0.13%	0.38%	2.19%	2.19%	1.85%	1.47%	3.32%

*Current benchmark is effective from 1 Mar 2023

*Benchmark Performance calculation includes price change, reinvestment of dividends/coupons and deduction of expenses.

1 Mar 2022 to 28 Feb 2023: IDR 1-Month Time Deposit Index (net)

1 Feb 2010 to 28 Feb 2022: Indonesia Deposit Rate Avg 3 Month IDR (net)

1 Aug 2010 to 30 Nov 2010: Indonesia SBI 3M Auction Avg Yield (net)

Since inception to 31 Jul 2010: Indonesia SBI 1M Auction Avg Yield (net)

**Fund Performance (Net Asset Value) calculation is already included cost related to transaction, management fee and administrative fee

LAST 3 YEARS CUMULATIVE RETURN

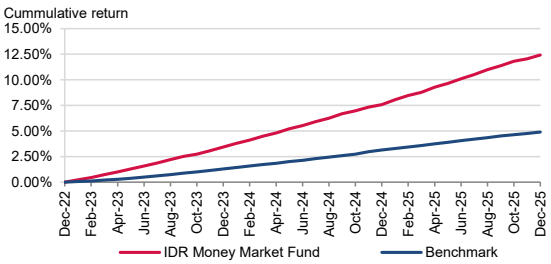

ANNUAL & MONTHLY RETURN

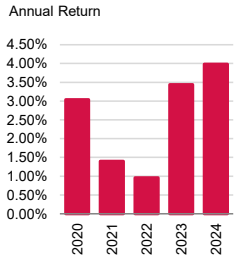

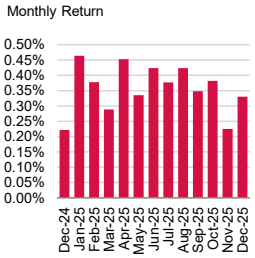

ASSET ALLOCATION

SECTOR ALLOCATION

Bond < 1 Year	74.23%
TD + Cash	25.77%

TOP HOLDINGS

FR0086

Obl. Bkjt III Protelindo III TH23 B - Non Affiliates

Obl. Bkjt IV Indah Kiat Pulp & Paper I TH23B - Non Affiliates

Obl. Bkjt IV OCBC I TH25A - Non Affiliates

Obl. Bkjt VII Mandiri Tunas Finance I TH25 A - Non Affiliates

Suku Mdrbh Bkjt III Sarana Multi Inf. II TH 25A - Non Affiliates

Sukuk Ritel SR018T3

TD Bank Central Asia Syariah - Non Affiliates

TD Bank Danamon Syariah - Non Affiliates

TD Bank Syariah Indonesia - Non Affiliates

TD Bank Tabungan Negara - Non Affiliates

FUND MANAGER COMMENTARY

IDR Money Market Fund generated +0.33% in December 2025 performance. The deposit rates declined to 3.00%-4.75% p.a. Inflation increased by 0.20% to 2.92% in December from 2.72% in the prior month and IDR remained stabled at IDR16,690/USD. Meanwhile, Bank Indonesia (BI) kept its benchmark interest rate unchanged at 4.75% during its December policy meeting. BI also reaffirmed that Rupiah stability remains its near-term priority amid ongoing global uncertainty and an uncertain Federal Reserve easing path.

DISCLAIMER: IDR Money Market Fund is an investment-linked fund offered by PT. AIA FINANCIAL. This document is prepared by PT. AIA FINANCIAL and solely for informational use only. This document is not an offer for sale nor a solicitation of an offer to purchase. Investment in unit-link product contains risks including but not limited to political risk, risk on changes in government decree or other government regulations, interest rate risk, liquidity risk, credit risk, equity risk and exchange rate risk. The performances of the funds are not guaranteed; the unit price and the investment result may increase or decrease. Past performances do not constitute a guarantee for future performance.

[AIA – PUBLIC]

FUND FACT SHEET

IDR DANA BERKAH FUND

PT AIA FINANCIAL licensed and supervised by the Financial Services Authority

30 December 2025

PT AIA FINANCIAL

Established in 15 July 1996, PT. AIA FINANCIAL (AIA) is one of the leading life insurance companies in Indonesia that licensed and supervised by the Indonesian Financial Services Authority. AIA Indonesia is a subsidiary of AIA Group Limited, the largest independent publicly listed pan-Asian life insurance group. With experienced personnel, AIA's Investment team has the proficiency to identify economic conditions and investment movements to generate competitive investment returns through a variety of financial instruments such as money market, bonds, shares and/or mutual funds.

INVESTMENT OBJECTIVE

The Portfolio shall be managed to provide investor with a stable and optimum return through investment in selective IDR Sharia-compliant short tenor fixed income instruments in Indonesia with high degree of principal safety and low risk tolerance.

TARGET ALLOCATION

100% : Sharia money market instruments

FUND INFORMATION

Investment Strategy	: Sharia Money Market	Fund Size (million)	: IDR 17,232.88
Launch Date	: 5 May 2006	Fund Management Fee	: 1.65% per annum
Launch Price	: IDR 1,000.00	Pricing Frequency	: Daily
Unit Price (NAV)	: IDR 2,145.47	Benchmark	: 100% IDR Deposit Rate Avg. 3-month (Net)
Fund Currency	: IDR	Custodian Bank	: Citibank, N.A
Risk Level	: Low	Total Unit	: 8,032,230.0948
Managed By	: PT. AIA FINANCIAL		

FUND PERFORMANCE

Fund	Fund Performance						
	1 Month	3 Months	YTD	1 Year	Annualised		
					3 Years	5 Years	Since Inception
IDR Dana Berkah**	0.27%	0.71%	3.88%	3.88%	3.39%	2.36%	3.96%
Benchmark*	0.13%	0.38%	2.19%	2.19%	1.85%	1.47%	3.27%

*Current benchmark is effective from 1 Mar 2023

*Benchmark Performance calculation includes price change, reinvestment of dividends/coupons and deduction of expenses.

1 Mar 2022 to 28 Feb 2023: IDR 1-Month Time Deposit Index (net)

1 Feb 2010 to 28 Feb 2022: Indonesia Deposit Rate Avg 3 Month IDR (net)

1 Aug 2010 to 30 Nov 2010: Indonesia SBI 3M Auction Avg Yield (net)

Since inception to 31 Jul 2010: Indonesia SBI 1M Auction Avg Yield (net)

**Fund Performance (Net Asset Value) calculation is already included cost related to transaction, management fee and administrative fee

LAST 3 YEARS CUMULATIVE RETURN

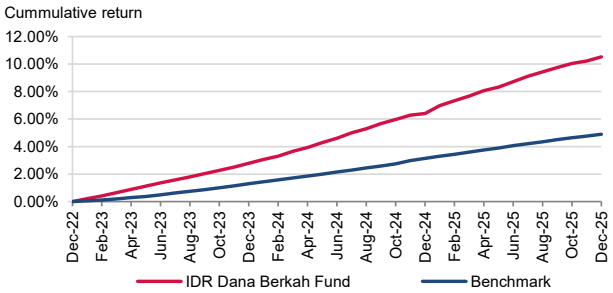

ANNUAL & MONTHLY RETURN

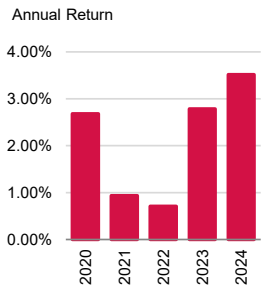

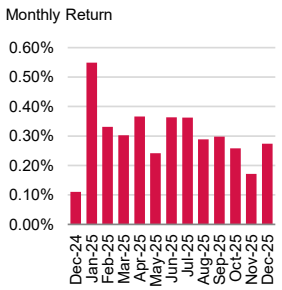

ASSET ALLOCATION

SECTOR ALLOCATION

Bond < 1Year	47.40%
TD + Cash	52.60%

TOP HOLDINGS

PBS032

TD Bank Central Asia Syariah - Non Affiliates

TD Bank Danamon Syariah - Non Affiliates

TD Bank Syariah Indonesia - Non Affiliates

FUND MANAGER COMMENTARY

IDR Dana Berkah Fund generated +0.27% in December 2025 performance. Sharia Mudarabah declined to 3.00%-4.75% p.a. Inflation increased by 0.20% to 2.92% in December from 2.72% in the prior month and IDR remained stabled at IDR16,690/USD. Meanwhile, Bank Indonesia (BI) kept its benchmark interest rate unchanged at 4.75% during its December policy meeting. BI also reaffirmed that Rupiah stability remains its near-term priority amid ongoing global uncertainty and an uncertain Federal Reserve easing path.

DISCLAIMER: IDR Dana Berkah Fund is an Sharia investment-linked fund offered by PT. AIA FINANCIAL. This document is prepared by PT. AIA FINANCIAL and solely for informational use only. This document is not an offer for sale nor a solicitation of an offer to purchase. Investment in Sharia unit-link product contains risks including but not limited to political risk, risk on changes in government decree or other government regulations, risk on distribution on income / margin / fee, liquidity risk, credit risk, equity risk and exchange rate risk. The performances of the funds are not guaranteed; the unit price and the investment result may increase or decrease. Past performances do not constitute a guarantee for future performance.

[AIA – PUBLIC]

FUND FACT SHEET

IDR BALANCED FUND

PT AIA FINANCIAL licensed and supervised by the Financial Services Authority

30 December 2025

PT AIA FINANCIAL

Established in 15 July 1996, PT. AIA FINANCIAL (AIA) is one of the leading life insurance companies in Indonesia that licensed and supervised by the Indonesian Financial Services Authority. AIA Indonesia is a subsidiary of AIA Group Limited, the largest independent publicly listed pan-Asian life insurance group. With experienced personnel, AIA's Investment team has the proficiency to identify economic conditions and investment movements to generate competitive investment returns through a variety of financial instruments such as money market, bonds, shares and/or mutual funds.

INVESTMENT OBJECTIVE

The Portfolio is an investment option that provide investors with long-term total returns through investment in selective fixed income instruments and equities of listed companies in the Indonesia Stock Exchange (IDX) with moderate to high risk tolerance.

TARGET ALLOCATION

0% - 40%	:	Money Market Instruments
30% - 80%	:	IDR Fixed Income securities and/ or Fixed Income Mutual Fund(s) adhered with latest regulations
30% - 80%	:	Equities listed in IDX

FUND INFORMATION

Investment Strategy	:	Balanced
Launch Date	:	15 August 2008
Launch Price	:	IDR 1,000.00
Unit Price (NAV)	:	IDR 2,535.60
Fund Currency	:	IDR
Risk Level	:	Moderate to High
Managed By	:	PT. AIA FINANCIAL
Fund Size (million)	:	IDR 299,950.58
Fund Management Fee	:	1.65% per annum
Pricing Frequency	:	Daily
Benchmark	:	50% MSCI Indonesia DTR Net
	:	50% Bloomberg Barclays EM Local Currency (Indonesia Total Return Index Unhedged IDR)
Custodian Bank	:	Citibank, N.A
Total Unit	:	118,295,596.7177

FUND PERFORMANCE

Fund	Fund Performance						
	1 Month	3 Months	YTD	1 Year	Annualised		
					3 Years	5 Years	Since Inception
IDR Balanced**	2.17%	4.67%	4.77%	4.77%	3.07%	3.55%	5.50%
Benchmark*	0.08%	3.27%	5.34%	5.34%	2.32%	4.03%	4.33%

*Current benchmark is effective from 1 Jan 2021
*Benchmark Performance calculation includes price change, reinvestment of dividends/coupons and deduction of expenses.
1 Jan 2018 to 31 Dec 2020: 50.0% MSCI Indonesia + 50.0% Bloomberg Indonesia Local Sovereign Index
1 May 2016 to 31 Dec 2017: 50.0% Jakarta Composite Index (Total Return) + 50.0% Bloomberg Indonesia Local Sovereign Index
1 Jul 2015 to 30 Apr 2016: 50.0% Jakarta Composite Index (Total Return) + 50.0% Customized HSBC Indonesia Local Curr. Govt Bond TR (Net)
1 Mar 2013 to 30 Jun 2015: 50.0% Jakarta Composite Index (Total Return) + 50.0% Indonesia Deposit Rate Avg 3M IDR (Net)
1 Mar 2011 to 28 Feb 2013: 5% Jakarta Composite Index (Total Return) + 95% Indonesia Deposit Rate Avg 3 Months (Net)
Since Inception to 28 Feb 2010: 60% Jakarta Composite Index (Total Index) + 40% Customized HSBC Indonesia Local Cur. Govt Bond TR (Net)
**Fund Performance (Net Asset Value) calculation is already included cost related to transaction, management fee and administrative fee

LAST 3 YEARS CUMULATIVE RETURN

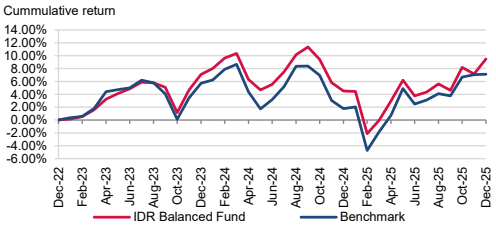

ANNUAL & MONTHLY RETURN

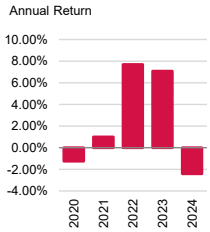

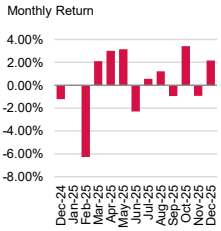

ASSET ALLOCATION

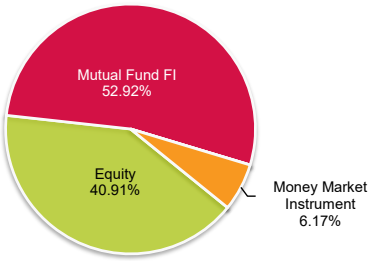

SECTOR ALLOCATION

Communication Services	4.50%
Consumer Discretionary	0.90%
Consumer Staples	2.43%
Energy	1.59%
Financials	18.09%
Health Care	0.71%
Information Technology	1.02%
Industrials	3.72%
Materials	7.12%
Real Estate	0.83%
MF Fixed Income	52.92%
TD + Cash	6.17%

TOP HOLDINGS

Amman Mineral Internasional - Non Affiliates	Bank Negara Indonesia - Non Affiliates
Archi Indonesia - Non Affiliates	Bank Rakyat Indonesia - Non Affiliates
Astra International - Non Affiliates	RD BNP Paribas Proxima
Bank Central Asia - Non Affiliates	Telkom Indonesia Persero - Non Affiliates
Bank Mandiri - Non Affiliates	

FUND MANAGER COMMENTARY

In December 2025, IDR Balanced Fund booked performance of +2.17% MoM, above the benchmark performance. JCI recorded +1.6%MoM in December, meanwhile MXID -1.23%MoM as retail-driven conglomerate stocks continue to dominate. In December global equity markets continued its positive momentum, driven by the Fed's 25bps rate cut and formally pivoting towards balance-sheet expansion after announcing purchase program of US Treasury bills at USD 40 billion per month. In China, the December Politburo meeting set broad economic priorities for 2026 and reaffirmed consumption at the core of its policy agenda. Domestically, BI held its policy rate at 4.75%, reflecting a continued focus on rebuilding foreign-exchange reserves. Overall, foreign investors were net buyers as we recorded net inflow of Rp10.2tn (US$612mn) in Dec25, following the +Rp5.2tn (US$309mn) in Nov25. In terms of key sector inside MXID, biggest positive contributors were Financials (mainly from Bank Mandiri, Bank BRI, Bank BNI), Industrials (Astra International), and Utilities (Barito Renewables Energy). Biggest negative contributor was Energy and Materials. Bloomberg EM Local Currency: Indonesia Total Return Index Unhedged IDR recorded positive return by 1.06% on monthly basis, and the 10-year government bond yield dropped by 25 bps to 6.07%. Market sentiment was positively impacted by foreign investor inflows totalling IDR6.5 trillion in December, coupled with stable Rupiah at IDR16,690 per USD. Meanwhile, Bank Indonesia (BI) kept its benchmark interest rate unchanged at 4.75% during its December policy meeting. BI also reaffirmed that Rupiah stability remains its near-term priority amid ongoing global uncertainty and an uncertain Federal Reserve easing path.

DISCLAIMER: IDR Balanced Fund is an investment-linked fund offered by PT. AIA FINANCIAL. This document is prepared by PT. AIA FINANCIAL and solely for informational use only. This document is not an offer for sale nor a solicitation of an offer to purchase. Investment in unit-link product contains risks including but not limited to political risk, risk on changes in government decree or other government regulations, interest rate risk, liquidity risk, credit risk, equity risk and exchange rate risk. The performances of the funds are not guaranteed; the unit price and the investment result may increase or decrease. Past performances do not constitute a guarantee for future performance.

[AIA – PUBLIC]

FUND FACT SHEET

IDR CASH SYARIAH FUND

PT AIA FINANCIAL licensed and supervised by the Financial Services Authority

30 December 2025

PT AIA FINANCIAL

Established in 15 July 1996, PT. AIA FINANCIAL (AIA) is one of the leading life insurance companies in Indonesia that licensed and supervised by the Indonesian Financial Services Authority. AIA Indonesia is a subsidiary of AIA Group Limited, the largest independent publicly listed pan-Asian life insurance group. With experienced personnel, AIA's Investment team has the proficiency to identify economic conditions and investment movements to generate competitive investment returns through a variety of financial instruments such as money market, bonds, shares and/or mutual funds.

INVESTMENT OBJECTIVE

The Portfolio shall be managed to provide investor with a stable and optimum return through investment in selective Sharia-compliant short tenor fixed income instruments in Indonesia with high degree of principal safety and low risk tolerance.

TARGET ALLOCATION

100% : Sharia money market instruments

FUND INFORMATION

Investment Strategy	: Sharia Money Market	Fund Size (million)	: IDR 10,098.55
Launch Date	: 29 October 2009	Fund Management Fee	: 1.65% per annum
Launch Price	: IDR 1,000.00	Pricing Frequency	: Daily
Unit Price (NAV)	: IDR 1,784.31	Benchmark	: 100% IDR Deposit Rate Avg. 3-month (Net)
Fund Currency	: IDR	Custodian Bank	: Citibank, N.A
Risk Level	: Low	Total Unit	: 5,659,640.6937
Managed By	: PT. AIA FINANCIAL		

FUND PERFORMANCE

Fund	Fund Performance						
	1 Month	3 Months	YTD	1 Year	Annualised		
					3 Years	5 Years	Since Inception
IDR Cash Syariah**	0.27%	0.68%	3.99%	3.99%	3.48%	2.49%	3.65%
Benchmark*	0.13%	0.38%	2.19%	2.19%	1.85%	1.47%	2.76%

*Current benchmark is effective from 1 Mar 2023

*Benchmark Performance calculation includes price change, reinvestment of dividends/coupons and deduction of expenses.

1 Mar 2022 to 28 Feb 2023: IDR 1-Month Time Deposit Index (net)

1 Feb 2010 to 28 Feb 2022: Indonesia Deposit Rate Avg 3 Month IDR (net)

1 Aug 2010 to 30 Nov 2010: Indonesia SBI 3M Auction Avg Yield (net)

Since inception to 31 Jul 2010: Indonesia SBI 1M Auction Avg Yield (net)

**Fund Performance (Net Asset Value) calculation is already included cost related to transaction, management fee and administrative fee

LAST 3 YEARS CUMULATIVE RETURN

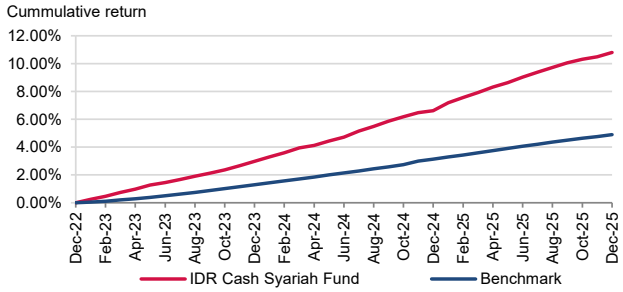

ANNUAL & MONTHLY RETURN

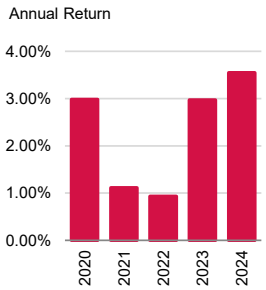

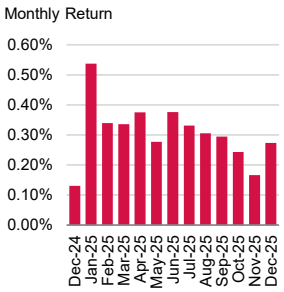

ASSET ALLOCATION

SECTOR ALLOCATION

Bond < 1Year	45.48%
TD + Cash	54.52%

TOP HOLDINGS

PBS032

TD Bank Syariah Indonesia - Non Affiliates

TD Maybank Syariah Indonesia - Non Affiliates

TD Bank Central Asia Syariah - Non Affiliates

FUND MANAGER COMMENTARY

IDR Cash Syariah Fund generated +0.27% in December 2025 performance. Sharia Mudarabah declined to 3.00%-4.75% p.a. Inflation increased by 0.20% to 2.92% in December from 2.72% in the prior month and IDR remained stabled at IDR16,690/USD. Meanwhile, Bank Indonesia (BI) kept its benchmark interest rate unchanged at 4.75% during its December policy meeting. BI also reaffirmed that Rupiah stability remains its near-term priority amid ongoing global uncertainty and an uncertain Federal Reserve easing path.

DISCLAIMER: IDR Cash Syariah Fund is an Sharia investment-linked fund offered by PT. AIA FINANCIAL. This document is prepared by PT. AIA FINANCIAL and solely for informational use only. This document is not an offer for sale nor a solicitation of an offer to purchase. Investment in Sharia unit-link product contains risks including but not limited to political risk, risk on changes in government decree or other government regulations, risk on distribution on income / margin / fee, liquidity risk, credit risk, equity risk and exchange rate risk. The performances of the funds are not guaranteed; the unit price and the investment result may increase or decrease. Past performances do not constitute a guarantee for future performance.

[AIA – PUBLIC]

FUND FACT SHEET

IDR EQUITY SYARIAH FUND

PT AIA FINANCIAL licensed and supervised by the Financial Services Authority

30 December 2025

PT AIA FINANCIAL

Established in 15 July 1996, PT. AIA FINANCIAL (AIA) is one of the leading life insurance companies in Indonesia that licensed and supervised by the Indonesian Financial Services Authority. AIA Indonesia is a subsidiary of AIA Group Limited, the largest independent publicly listed pan-Asian life insurance group. With experienced personnel, AIA's Investment team has the proficiency to identify economic conditions and investment movements to generate competitive investment returns through a variety of financial instruments such as money market, bonds, shares and/or mutual funds.

INVESTMENT OBJECTIVE

The primary investment objective of the Portfolio is to provide investors with long-term total returns through a portfolio of Sharia-compliant equities which are issued and listed in the Indonesia Stock Exchange (IDX) with high risk tolerance.

TARGET ALLOCATION

0% - 20%	:	Sharia money morket instrument
80% - 100%	:	Equities listed in Sharia Index

FUND INFORMATION

Investment Strategy	:	Sharia Equity	Fund Size (million)	:	IDR 315,824.60
Launch Date	:	25 June 2010	Fund Management Fee	:	2.10% per annum
Launch Price	:	IDR 1,000.00	Pricing Frequency	:	Daily
Unit Price (NAV)	:	IDR 931.62	Benchmark	:	98% Jakarta Islamic Index 2% IDR Deposit Rate Avg. 3-month (Net)
Fund Currency	:	IDR			
Risk Level	:	High	Custodian Bank	:	Citibank, N.A
Managed By	:	PT. AIA FINANCIAL	Total Unit	:	339,007,629.1055

FUND PERFORMANCE

Fund	Fund Performance						
	1 Month	3 Months	YTD	1 Year	Annualised		
					3 Years	5 Years	Since Inception
IDR Equity Syariah**	4.01%	8.68%	16.06%	16.06%	1.00%	-0.99%	-0.46%
Benchmark*	-0.01%	4.40%	21.83%	21.83%	1.77%	-0.04%	2.46%

*Current benchmark is effective from 1 Mar 2023

*Benchmark Performance calculation includes price change, reinvestment of dividends/coupons and deduction of expenses.

1 May 2022 to 28 Feb 2023: 98% Jakarta Islamic Index + 2% IDR 1-Month Time Deposit Index (Net)

1 Apr 2014 to 30 April 2022: 98% Jakarta Islamic Index + 2% 3-Month IDR Avg Time Deposit (Net)

Since inception to 31 Mar 2014: Jakarta Islamic Index (Total Return)

**Fund Performance (Net Asset Value) calculation is already included cost related to transaction, management fee and administrative fee

LAST 3 YEARS CUMULATIVE RETURN

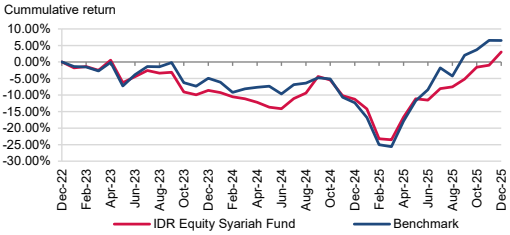

ANNUAL & MONTHLY RETURN

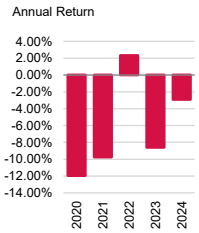

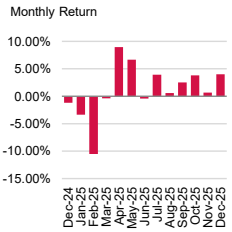

ASSET ALLOCATION

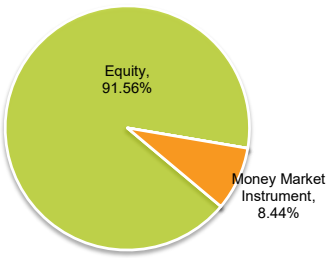

SECTOR ALLOCATION

Communication Services	17.06%
Consumer Discretionary	1.64%
Consumer Staples	12.29%
Energy	7.62%
Financials	0.80%
Health Care	2.61%
Industrials	13.01%
Information Technology	1.10%
Materials	27.39%
Real Estate	5.32%
Utilities	2.74%
TD + Cash	8.44%

TOP HOLDINGS

Aneka Tambang Persero - Non Affiliates	Indika Energy - Non Affiliates	Perusahaan Gas Negara - Non Affiliates
Archi Indonesia - Non Affiliates	Indofood CBP Sukses Makmur - Non Affiliates	Telkom Indonesia - Non Affiliates
Arwana Citramulia - Non Affiliates	Indofood Sukses Makmur - Non Affiliates	Timah - Non Affiliates
Astra International - Non Affiliates	Kalbe Farma - Non Affiliates	United Tractors - Non Affiliates
Bumi Resources Minerals - Non Affiliates	Merdeka Battery Materials - Non Affiliates	Vale Indonesia - Non Affiliates
Chandra Asri Pacific - Non Affiliates	Merdeka Copper Gold - Non Affiliates	XLSmart Telecom Sejahtera - Non Affiliates
Charoen Pokphand Indonesia - Non Affiliates	Mitra Adiperkasa - Non Affiliates	
Cisarua Mountain Dairy - Non Affiliates	Pakuwon Jati - Non Affiliates	
Indah Kiat Pulp and Paper - Non Affiliates	Pantai Indah Kapuk Dua - Non Affiliates	

FUND MANAGER COMMENTARY

In December 2025, IDR Equity Syariah Fund booked +4.01%MoM, above the benchmark performance. JCI recorded +1.6%MoM in December, while JAKISL -0.01%MoM. In December global equity markets continued its positive momentum, driven by the Fed's 25bps rate cut and formally pivoting towards balance-sheet expansion after announcing purchase program of US Treasury bills at USD 40 billion per month. In China, the December Politburo meeting set broad economic priorities for 2026 and reaffirmed consumption at the core of its policy agenda. Domestically, BI held its policy rate at 4.75%, reflecting a continued focus on rebuilding foreign-exchange reserves. Overall, foreign investors were net buyers as we recorded net inflow of Rp10.2tn (US$612mn) in Dec25, following the +Rp5.2tn (US$309mn) in Nov25. In terms of key sector inside JAKISL, biggest positive contributors were Communications (mainly EXCL), Industrials (ASII), and Materials (BRMS). Biggest negative contributor was Real Estate and Consumer Staples. That said, we continue to believe that the potential of sustainable and structural improvement in Indonesian economy with potentially rising GDP/capita could become a positive tailwind for long-term Indonesian equity market return, as such at current market levels we think it could offer a good market entry opportunity with an attractive risk-reward.

DISCLAIMER: IDR Equity Syariah Fund is an Sharia investment-linked fund offered by PT. AIA FINANCIAL. This document is prepared by PT. AIA FINANCIAL and solely for informational use only. This document is not an offer for sale nor a solicitation of an offer to purchase. Investment in Sharia unit-link product contains risks including but not limited to political risk, risk on changes in government decree or other government regulations, risk on distribution on income / margin / fee, liquidity risk, credit risk, equity risk and exchange rate risk. The performances of the funds are not guaranteed; the unit price and the investment result may increase or decrease. Past performances do not constitute a guarantee for future performance.

[AIA – PUBLIC]

FUND FACT SHEET

IDR BALANCED SYARIAH FUND

PT AIA FINANCIAL licensed and supervised by the Financial Services Authority

30 December 2025

PT AIA FINANCIAL

Established in 15 July 1996, PT. AIA FINANCIAL (AIA) is one of the leading life insurance companies in Indonesia that licensed and supervised by the Indonesian Financial Services Authority. AIA Indonesia is a subsidiary of AIA Group Limited, the largest independent publicly listed pan-Asian life insurance group. With experienced personnel, AIA's Investment team has the proficiency to identify economic conditions and investment movements to generate competitive investment returns through a variety of financial instruments such as money market, bonds, shares and/or mutual funds.

INVESTMENT OBJECTIVE

The Portfolio is a sharia investment option that provides investor with long-term total returns through investment in selective Sharia-compliant equities of listed companies in the Indonesia Stock Exchange (IDX) and Sharia-compliant fixed income instruments with moderate to high risk tolerance.

TARGET ALLOCATION

0% - 40%	:	Sharia Money Market Instruments
30% - 80%	:	IDR Sharia Fixed Income securities and/ or Sharia Fixed Income Mutual Fund(s) adhered with latest regulations
30% - 80%	:	Equities listed in Sharia Index

FUND INFORMATION

Investment Strategy	:	Sharia Balanced	Fund Size (million)	:	IDR 114,478.40
Launch Date	:	25 June 2010	Fund Management Fee	:	1.85% per annum
Launch Price	:	IDR 1,000.00	Pricing Frequency	:	Daily
Unit Price (NAV)	:	IDR 1,650.64	Benchmark	:	50% Jakarta Islamic Index 50% Indonesia Gov. Sukuk Index (IGSIX)
Fund Currency	:	IDR			
Risk Level	:	Moderate to High	Custodian Bank	:	Citibank, N.A
Managed By	:	PT. AIA FINANCIAL	Total Unit	:	69,353,999.4006

FUND PERFORMANCE

Fund	Fund Performance						
	1 Month	3 Months	YTD	1 Year	Annualised		
					3 Years	5 Years	Since Inception
IDR Balanced Syariah**	2.14%	4.96%	9.92%	9.92%	2.90%	1.14%	3.28%
Benchmark*	0.30%	3.46%	15.44%	15.44%	3.75%	3.07%	4.13%

*Current benchmark is effective from 1 Jan 2020

*Benchmark Performance calculation includes price change, reinvestment of dividends/coupons and deduction of expenses.

1 Mar 2013 to 31 Dec 2019: 50% Jakarta Islamic Index + 50% 3-Month IDR Avg Time Deposit (Net)

10 Dec 2010 to 28 Feb 2013: 50% Jakarta Islamic Index (Total Return) + 50% SBI Syariah (net)

Since inception to 9 Dec 2010: 100% Jakarta Islamic Index (Total Return)

**Fund Performance (Net Asset Value) calculation is already included cost related to transaction, management fee and administrative fee

LAST 3 YEARS CUMULATIVE RETURN

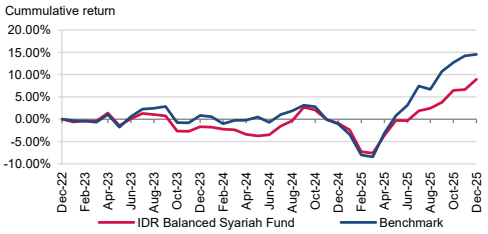

ANNUAL & MONTHLY RETURN

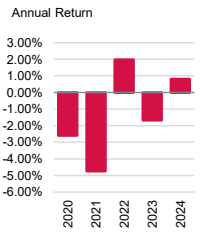

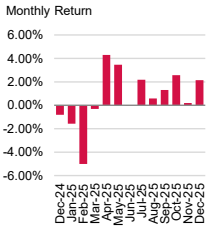

ASSET ALLOCATION

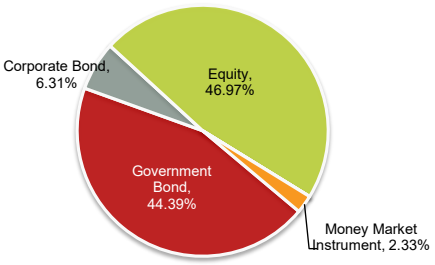

SECTOR ALLOCATION

Communication Services	8.34%
Consumer Discretionary	1.28%
Consumer Staples	5.71%
Energy	4.05%
Financials	1.05%
Health Care	1.20%
Industrials	6.46%
Information Technology	0.57%
Materials	13.66%
Real Estate	3.09%
Utilities	1.55%
Communication Services (Bond)	6.31%
Government Bond	44.39%
TD + Cash	2.33%

TOP HOLDINGS

Archi Indonesia - Non Affiliates	PBS004	Telkom Indonesia Persero - Non Affiliates
Arwana Citramulia - Non Affiliates	PBS005	United Tractors - Non Affiliates
Astra International - Non Affiliates	PBS012	Vale Indonesia - Non Affiliates
Bumi Resources Minerals - Non Affiliates	PBS028	XLSmart Telecom Sejahtera - Non Affiliates
Cisarua Mountain Dairy - Non Affiliates	PBS029	
Indika Energy - Non Affiliates	PBS034	
Indofood Sukses Makmur - Non Affiliates	Perusahaan Gas Negara - Non Affiliates	
Kalbe Farma - Non Affiliates	Sukuk Ijarah Bknjt III XL Axiata I TH22B - Non Affiliates	
Merdeka Copper Gold - Non Affiliates	Sukuk Negara IFR6	

FUND MANAGER COMMENTARY

In December 2025, IDR Balanced Syariah Fund booked performance of +2.14% mom, above the benchmark performance. JCI recorded +1.6%MoM in December, while JAKISL -0.01%MoM. In December global equity markets continued its positive momentum, driven by the Fed's 25bps rate cut and formally pivoting towards balance-sheet expansion after announcing purchase program of US Treasury bills at USD 40 billion per month. In China, the December Politburo meeting set broad economic priorities for 2026 and reaffirmed consumption at the core of its policy agenda. Domestically, BI held its policy rate at 4.75%, reflecting a continued focus on rebuilding foreign-exchange reserves. Overall, foreign investors were net buyers as we recorded net inflow of Rp10.2tn (US$612mn) in Dec25, following the +Rp5.2tn (US$309mn) in Nov25. In terms of key sector inside JAKISL, biggest positive contributors were Communications (mainly XLSmart), Industrials (Astra International), and Materials (Bumi Resources Minerals). Biggest negative contributor was Real Estate and Consumer Staples. IBPA Indonesia Government Sukuk Index Total Return recorded positive return by 0.93% on a monthly basis. Market sentiment was positively impacted by foreign investor inflows totalling IDR6.5 trillion in December, coupled with stable Rupiah at IDR16,690 per USD. Meanwhile, Bank Indonesia (BI) kept its benchmark interest rate unchanged at 4.75% during its December policy meeting. BI also reaffirmed that Rupiah stability remains its near-term priority amid ongoing global uncertainty and an uncertain Federal Reserve easing path.

DISCLAIMER: IDR Balanced Syariah Fund is an Sharia investment-linked fund offered by PT. AIA FINANCIAL. This document is prepared by PT. AIA FINANCIAL and solely for informational use only. This document is not an offer for sale nor a solicitation of an offer to purchase. Investment in Sharia unit-link product contains risks including but not limited to political risk, risk on changes in government decree or other government regulations, risk on distribution on income / margin / fee, liquidity risk, credit risk, equity risk and exchange rate risk. The performances of the funds are not guaranteed; the unit price and the investment result may increase or decrease. Past performances do not constitute a guarantee for future performance.

[AIA – PUBLIC]

FUND FACT SHEET

IDR CHINA INDIA INDONESIA EQUITY FUND

PT AIA FINANCIAL licensed and supervised by the Financial Services Authority

30 December 2025

PT AIA FINANCIAL

Established in 15 July 1996, PT. AIA FINANCIAL (AIA) is one of the leading life insurance companies in Indonesia that licensed and supervised by the Indonesian Financial Services Authority. AIA Indonesia is a subsidiary of AIA Group Limited, the largest independent publicly listed pan-Asian life insurance group. With experienced personnel, AIA's Investment team has the proficiency to identify economic conditions and investment movements to generate competitive investment returns through a variety of financial instruments such as money market, bonds, shares and/or mutual funds.

INVESTMENT OBJECTIVE

The Portfolio is an investment option that provides investor with long-term capital appreciation with high risk tolerance.

TARGET ALLOCATION

0% - 20%	:	Money Market Instruments
80 - 100%	:	Equity instruments in Indonesia Stock Exchange inlc. ETF
0% - 25%	:	Equity instruments in Hongkong Stock Exchange incl. ETF
0% - 25%	:	Equity instruments in National Stock Exc. of India incl. ETF

FUND INFORMATION

Investment Strategy	:	Equity	Fund Size (million)	:	IDR 3,923,381.10
Launch Date	:	06 January 2011	Fund Management Fee	:	2.00% per annum
Launch Price	:	IDR 1,000.00	Pricing Frequency	:	Daily
Unit Price (NAV)	:	IDR 1,971.71	Benchmark	:	70% MSCI Indonesia Index 15% MSCI China + 15% MSCI India Index
Fund Currency	:	IDR			
Risk Level	:	High	Custodian Bank	:	Citibank, N.A
Managed By	:	PT. AIA FINANCIAL	Total Unit	:	1,989,841,658.8209

FUND PERFORMANCE

Fund	Fund Performance						
	1 Month	3 Months	YTD	1 Year	Annualised		
					3 Years	5 Years	Since Inception
IDR China-India-Indonesia Equity**	1.52%	2.09%	3.08%	3.08%	0.94%	0.87%	4.64%
Benchmark*	-0.57%	2.50%	5.14%	5.14%	2.15%	2.74%	4.60%

*Current benchmark is effective since 1 Jan 2018

*Benchmark Performance calculation includes price change, reinvestment of dividends/coupons and deduction of expenses.

Since inception to 31 Dec 2017: 80% MSCI Indonesia Index + 10% MSCI China + 10% MSCI India Index

**Fund Performance (Net Asset Value) calculation is already included cost related to transaction, management fee and administrative fee

LAST 3 YEARS CUMULATIVE RETURN

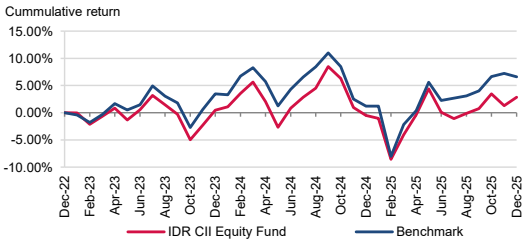

ANNUAL & MONTHLY RETURN

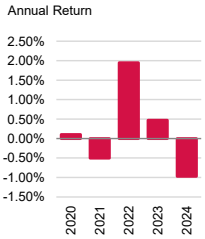

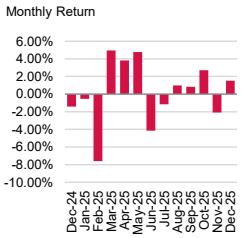

ASSET ALLOCATION

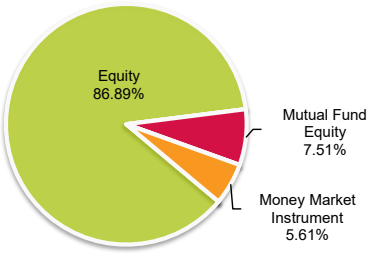

SECTOR ALLOCATION

Communication Services	14.15%
Consumer Discretionary	4.16%
Consumer Staples	8.43%
Energy	1.53%
Financials	31.94%
Health Care	2.93%
Industrials	6.00%
Information Technology	1.76%
Materials	12.56%
Real Estate	2.95%
Utilities	0.48%
MF Equity	7.51%
TD + Cash	5.61%

TOP HOLDINGS

Alibaba Group Holding Ltd - Non Affiliates
Amman Mineral Internasional - Non Affiliates
Archi Indonesia - Non Affiliates
Arwana Citramulia - Non Affiliates
Astra International - Non Affiliates
Bank Central Asia - Non Affiliates
Bank Mandiri - Non Affiliates
Bank Negara Indonesia - Non Affiliates
Bank Rakyat Indonesia - Non Affiliates
Ciputra Development - Non Affiliates
Cisarua Mountain Dairy - Non Affiliates
Erajaya Swasembada - Non Affiliates
GOTO Gojek Tokopedia - Non Affiliates
HDFC Bank Limited - Non Affiliates
Indofood CBP Sukses Makmur - Non Affiliates
Indofood Sukses Makmur - Non Affiliates
IShares Core MSCI China ETF
Kalbe Farma - Non Affiliates
Pakuwon Jati - Non Affiliates
Reliance Industries Ltd - Non Affliates
Sumber Alfaria Trijaya - Non Affiliates
Telkom Indonesia - Non Affiliates
Tencent Holding Ltd - Non Affiliates
Vale Indonesia - Non Affiliates
Zijin Mining Group Co Ltd - Non Affiliates

FUND MANAGER COMMENTARY

In December 2025, the IDR China India Indonesia Equity Fund returned +1.52% MoM, outperforming its benchmark, while the MSCI Indonesia, China, and India indices declined by 30–50 bps over the month. Domestically, Bank Indonesia held its policy rate at 4.75%, reflecting a continued focus on rebuilding foreign-exchange reserves. Globally, the US Federal Reserve cut rates by 25 bps to a range of 3.50–3.75% and formally pivoted toward balance-sheet expansion, announcing reserve-management purchases of US Treasury bills at USD 40 billion per month. In Japan, the Bank of Japan raised its policy rate by 25 bps to 0.75%, citing financial conditions that had remained overly accommodative relative to fundamentals, while in China, the December Politburo meeting set broad economic priorities for 2026 and reaffirmed the 14th Five-Year Plan, which places consumption at the core of the policy agenda. Heading into 2026, we are selectively constructive on Indonesia and China on valuation grounds, while maintaining a more cautious stance toward the Indian market.

DISCLAIMER: IDR China-India-Indonesia Equity Fund is an investment-linked fund offered by PT. AIA FINANCIAL. This document is prepared by PT. AIA FINANCIAL and solely for informational use only. This document is not an offer for sale nor a solicitation of an offer to purchase. Investment in unit-link product contains risks including but not limited to political risk, risk on changes in government decree or other government regulations, interest rate risk, liquidity risk, credit risk, equity risk and exchange rate risk. The performances of the funds are not guaranteed; the unit price and the investment result may increase or decrease. Past performances do not constitute a guarantee for future performance.

[AIA – PUBLIC]

FUND FACT SHEET

IDR PRIME EQUITY FUND

PT AIA FINANCIAL licensed and supervised by the Financial Services Authority

30 December 2025

PT AIA FINANCIAL

Established in 15 July 1996, PT. AIA FINANCIAL (AIA) is one of the leading life insurance companies in Indonesia that licensed and supervised by the Indonesian Financial Services Authority. AIA Indonesia is a subsidiary of AIA Group Limited, the largest independent publicly listed pan-Asian life insurance group. With experienced personnel, AIA's Investment team has the proficiency to identify economic conditions and investment movements to generate competitive investment returns through a variety of financial instruments such as money market, bonds, shares and/or mutual funds.

INVESTMENT OBJECTIVE

The Portfolio aims to provide investor with long-term total returns through a portfolio of equities which are issued and listed in the Indonesia Stock Exchange (IDX).

TARGET ALLOCATION

0% - 5%	:	Money Market Instruments
95% - 100%	:	Equity Mutual Funds

FUND INFORMATION

Investment Strategy	:	Equity	Fund Size (million)	:	IDR 303,822.89
Launch Date	:	08 October 2014	Fund Management Fee	:	1.00% per annum
Launch Price	:	IDR 1,000.00	Pricing Frequency	:	Daily
Unit Price (NAV)	:	IDR 1,070.14	Benchmark	:	100% IDX80 Index
Fund Currency	:	IDR	Custodian Bank	:	Citibank, N.A
Risk Level	:	High	Total Unit	:	283,909,654.3361
Managed By	:	PT. AIA FINANCIAL			

FUND PERFORMANCE

Fund	Fund Performance						
	1 Month	3 Months	YTD	1 Year	Annualised		
					3 Years	5 Years	Since Inception
IDR Prime Equity**	0.75%	5.73%	-2.26%	-2.26%	-2.60%	-0.55%	0.61%
Benchmark*	1.07%	9.02%	26.37%	26.37%	10.37%	9.27%	6.62%

*Current benchmark is effective from 1 Oct 2025

*Benchmark Performance calculation includes price change, reinvestment of dividends/coupons and deduction of expenses.

1 Mar 2023 - 30 Sept 2025: 90% Jakarta Composite Index + 10% IDR Deposit Rate Avg. 3-month (Net)

1 May 2022 to 28 Feb 2023: 90% Jakarta Composite Index + 10% IDR 1-Month Time Deposit Index (Net)

Since inception to 30 Apr 2022: 90% Jakarta Composite Index + 10% 3-Month IDR Avg Time Deposit (Net)

**Fund Performance (Net Asset Value) calculation is already included cost related to transaction, management fee and administrative fee

LAST 3 YEARS CUMULATIVE RETURN

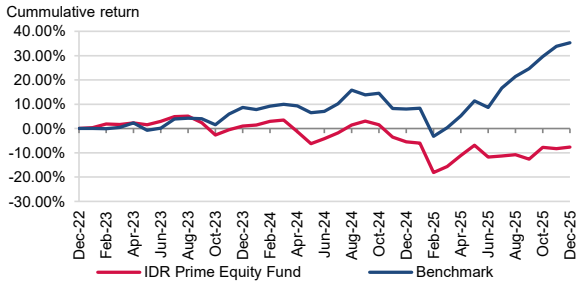

ANNUAL & MONTHLY RETURN

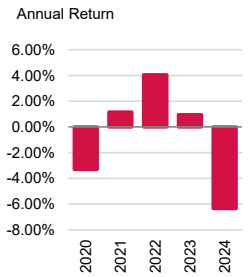

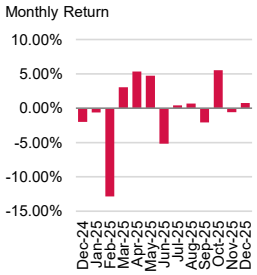

ASSET ALLOCATION

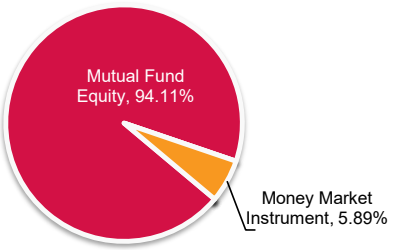

PORTFOLIO ALLOCATION

- Batavia Saham Cemerlang MF
- BNP Paribas SRI Kehati MF
- TD + Cash

FUND MANAGER COMMENTARY

In December 2025, IDR Prime Equity Fund booked a positive performance of +0.75% MoM which was roughly inline with benchmark performance. Last month, Global equity delivered positive returns in December 2025. Across the major geographic regions in USD terms, Europe equities led, while India and China equities lagged in December 2025. The Fed cut rates by 25 bps in-line with market expectation. China and Hong Kong Equity delivered their best annual returns since 2017, outperforming major global peers, despite moderate pullback in December. Caution prevailed in December amid weakening macro activity and rising concern on over the default risk at Vanke. JCI rose +1.6%MoM in December, following a +4.2% gain in November. Retail investor's participation has significantly increased in 2025 and causing a shift to non-fundamental stocks. Foreign inflow Rp 10.2Tn in December, following a net inflow of Rp 5.2Tn in November. We are moderately constructive on the outlook for risk assets over the medium term.

DISCLAIMER: IDR Prime Equity Fund is an investment-linked fund offered by PT. AIA FINANCIAL. This document is prepared by PT. AIA FINANCIAL and solely for informational use only. This document is not an offer for sale nor a solicitation of an offer to purchase. Investment in unit-link product contains risks including but not limited to political risk, risk on changes in government decree or other government regulations, interest rate risk, liquidity risk, credit risk, equity risk and exchange rate risk. The performances of the funds are not guaranteed; the unit price and the investment result may increase or decrease. Past performances do not constitute a guarantee for future performance.

[AIA – PUBLIC]

FUND FACT SHEET

IDR PRIME FIXED INCOME FUND

PT AIA FINANCIAL licensed and supervised by the Financial Services Authority

30 December 2025

PT AIA FINANCIAL

Established in 15 July 1996, PT. AIA FINANCIAL (AIA) is one of the leading life insurance companies in Indonesia that licensed and supervised by the Indonesian Financial Services Authority. AIA Indonesia is a subsidiary of AIA Group Limited, the largest independent publicly listed pan-Asian life insurance group. With experienced personnel, AIA's Investment team has the proficiency to identify economic conditions and investment movements to generate competitive investment returns through a variety of financial instruments such as money market, bonds, shares and/or mutual funds.

INVESTMENT OBJECTIVE

The primary investment objective of the Portfolio is to provide investor with an attractive investment return through investment in selective IDR denominated fixed income instruments listed in Indonesia with moderate risk tolerance.

TARGET ALLOCATION

0% - 15%	:	Money Market Instruments
85% - 100%	:	IDR Fixed Income mutual fund(s) adhered with latest regulations

FUND INFORMATION

Investment Strategy	:	Fixed Income	Fund Size (million)	:	IDR 139,377.86
Launch Date	:	21 October 2014	Fund Management Fee	:	0.60% per annum
Launch Price	:	IDR 1,000.00	Pricing Frequency	:	Daily
Unit Price (NAV)	:	IDR 1,933.64	Benchmark	:	85% Bloomberg Indonesia Lcl Sov. Index (Net) 15% IDR Deposit Rate Avg. 3-month (Net)
Fund Currency	:	IDR			
Risk Level	:	Moderate	Benchmark Duration	:	5.26
Fund Duration	:	5.84	Custodian Bank	:	Citibank, N.A
Managed By	:	PT. AIA FINANCIAL	Total Unit	:	72,080,613.5741

FUND PERFORMANCE

Fund	Fund Performance						
	1 Month	3 Months	YTD	1 Year	Annualised		
					3 Years	5 Years	Since Inception
IDR Prime Fixed Income**	0.86%	2.17%	9.43%	9.43%	5.95%	4.40%	6.07%
Benchmark*	0.74%	2.23%	10.41%	10.41%	7.02%	5.64%	7.24%

*Current benchmark is effective since 1 Mar 2023

*Benchmark Performance calculation includes price change, reinvestment of dividends/coupons and deduction of expenses.

1 May 2022 to 28 Feb 2023: 85% Bloomberg Indonesia Lcl Sov. Index (Net) + 15% IDR 1-Month Time Deposit Index (Net)

1 May 2016 to 30 Apr 2022: 85% Bloomberg Indonesia Lcl Sov. Index (Net) + 15% 3-Month IDR Avg Time Deposit (Net)

21 Oct 2014 to 30 Apr 2016: 85% HSBC Indonesia Local Currency Govt Bond (Net) + 15% Indonesia Deposit Rate Avg 3M IDR (Net)

**Fund Performance (Net Asset Value) calculation is already included cost related to transaction, management fee and administrative fee

LAST 3 YEARS CUMULATIVE RETURN

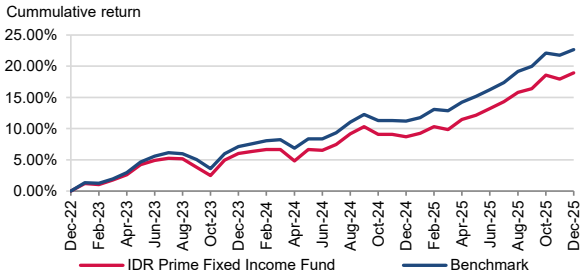

ANNUAL & MONTHLY RETURN

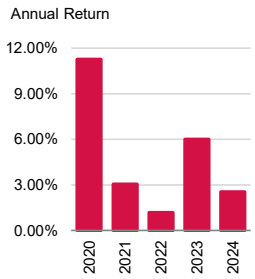

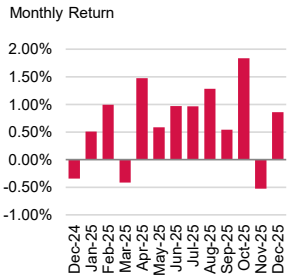

ASSET ALLOCATION

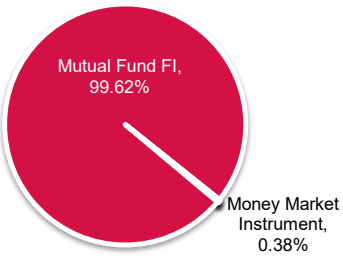

PORTFOLIO ALLOCATION

- BNP Paribas Prima II Kelas RK1 MF
- Schroder Dana Mantap Plus II MF
- TD + Cash

FUND MANAGER COMMENTARY

The IDR Prime Fixed Income Fund generated a return of +0.86% in December 2025, and the 10-year government bond yield dropped by 25 bps to 6.07%. Market sentiment was positively impacted by foreign investor inflows totalling IDR6.5 trillion in December, coupled with stable Rupiah at IDR16,690 per USD. Meanwhile, Bank Indonesia (BI) kept its benchmark interest rate unchanged at 4.75% during its December policy meeting. BI also reaffirmed that Rupiah stability remains its near-term priority amid ongoing global uncertainty and an uncertain Federal Reserve easing path.

DISCLAIMER: IDR Prime Fixed Income Fund is an investment-linked fund offered by PT. AIA FINANCIAL. This document is prepared by PT. AIA FINANCIAL and solely for informational use only. This document is not an offer for sale nor a solicitation of an offer to purchase. Investment in unit-link product contains risks including but not limited to political risk, risk on changes in government decree or other government regulations, interest rate risk, liquidity risk, credit risk, equity risk and exchange rate risk. The performances of the funds are not guaranteed; the unit price and the investment result may increase or decrease. Past performances do not constitute a guarantee for future performance.

[AIA – PUBLIC]

FUND FACT SHEET

IDR GROWTH EQUITY SYARIAH FUND

PT AIA FINANCIAL licensed and supervised by the Financial Services Authority

30 December 2025

PT AIA FINANCIAL

Established in 15 July 1996, PT. AIA FINANCIAL (AIA) is one of the leading life insurance companies in Indonesia that licensed and supervised by the Indonesian Financial Services Authority. AIA Indonesia is a subsidiary of AIA Group Limited, the largest independent publicly listed pan-Asian life insurance group. With experienced personnel, AIA's Investment team has the proficiency to identify economic conditions and investment movements to generate competitive investment returns through a variety of financial instruments such as money market, bonds, shares and/or mutual funds.

INVESTMENT OBJECTIVE

The primary investment objective of the Portfolio is to provide investors with long-term total returns through a portfolio of Sharia-compliant equities which are issued and listed in the Indonesia Stock Exchange (IDX) with high risk tolerance.

TARGET ALLOCATION

0% - 20%	:	Sharia money market instruments
80% - 100%	:	Equities listed in Sharia Index

FUND INFORMATION

Investment Strategy	:	Sharia Equity	Fund Size (million)	:	IDR 22,694.29
Launch Date	:	10 June 2015	Fund Management Fee	:	2.10% per annum
Launch Price	:	IDR 1,000.00	Pricing Frequency	:	Daily
Unit Price (NAV)	:	IDR 935.14	Benchmark	:	98% Indonesia Sharia Stock Index 2% IDR Deposit Rate Avg. 3-month (Net)
Fund Currency	:	IDR			
Risk Level	:	High	Custodian Bank	:	Citibank, N.A
Managed By	:	PT. AIA FINANCIAL	Total Unit	:	24,268,327.02

FUND PERFORMANCE

Fund	Fund Performance						
	1 Month	3 Months	YTD	1 Year	Annualised		
					3 Years	5 Years	Since Inception
IDR Growth Equity Syariah**	3.41%	6.97%	8.53%	8.53%	2.24%	-0.66%	-0.63%
Benchmark*	2.22%	9.06%	39.58%	39.58%	13.44%	13.29%	6.90%

*Current benchmark is effective from 1 Mar 2022

*Benchmark Performance calculation includes price change, reinvestment of dividends/coupons and deduction of expenses.

1 May 2022 to 28 Feb 2023: 98% Indonesia Sharia Stock Index + 2% IDR 1-Month Time Deposit Index (Net)

Since inception to 30 Apr 2022: 98% Indonesia Sharia Stock Index + 2% 3-Month IDR Avg Time Deposit (Net)

**Fund Performance (Net Asset Value) calculation is already included cost related to transaction, management fee and administrative fee

LAST 3 YEARS CUMULATIVE RETURN

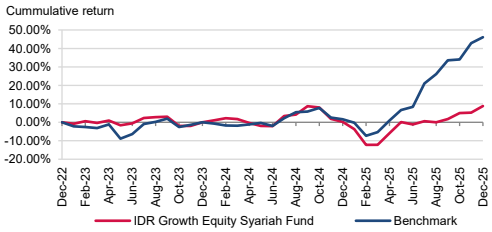

ANNUAL & MONTHLY RETURN

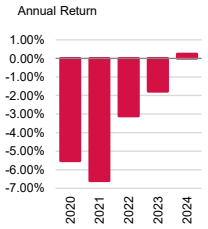

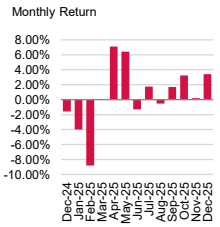

ASSET ALLOCATION

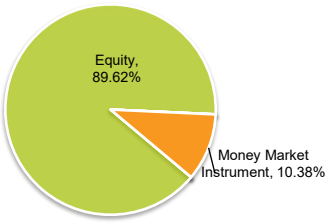

SECTOR ALLOCATION

Communication Services	12.01%
Consumer Discretionary	7.01%
Consumer Staples	13.43%
Energy	7.40%
Financials	1.27%
Health Care	4.27%
Industrials	10.85%
Information Technology	2.47%
Materials	23.47%
Real Estate	6.22%
Utilities	1.23%
TD + Cash	10.38%

TOP HOLDINGS

AKR Corporindo - Non Affiliates	Darma Henwa - Non Affiliates	Pakuwon Jati - Non Affiliates
Alamtri Minerals Indonesia - Non Affiliates	Erajaya Swasembada - Non Affiliates	Perusahaan Gas Negara - Non Affiliates
Archi Indonesia - Non Affiliates	Indika Energy - Non Affiliates	Selamat Sempurna - Non Affiliates
Arwana Citramulia - Non Affiliates	Indofood Sukses Makmur - Non Affiliates	Summarecon Agung - Non Affiliates
Astra International - Non Affiliates	Kalbe Farma - Non Affiliates	Telkom Indonesia - Non Affilites
Bank BTPN Syariah - Non Affiliates	Mastersystem Infotama - Non Affiliates	Timah - Non Affiliates
Bumi Resources Minerals - Non Affiliates	Mayora Indah - Non Affiliates	United Tractors - Non Affiliates
Chandra Asri Pacific - Non Affiliates	Medikaloka Hermina - Non Affiliates	Vale Indonesia - Non Affiliates
Charoen Pokphand Indonesia - Non Affiliates	Merdeka Copper Gold - Non Affiliates	XLSmart Telecom Sejahtera - Non Affiliates
Ciputra Development - Non Affiliates	Mitra Adiperkasa - Non Affiliates	
Cisarua Mountain Dairy - Non Affiliates	Mitra Pinasthika Mustika - Non Affiliates	

FUND MANAGER COMMENTARY

In December 2025, IDR Growth Equity Syariah Fund booked +3.41%MoM, above the benchmark performance. JCI recorded +1.6%MoM in December, similarly ISSI +2.22%MoM. In December global equity markets continued its positive momentum, driven by the Fed's 25bps rate cut and formally pivoting towards balance-sheet expansion after announcing purchase program of US Treasury bills at USD 40 billion per month. In China, the December Politburo meeting set broad economic priorities for 2026 and reaffirmed consumption at the core of its policy agenda. Domestically, BI held its policy rate at 4.75%, reflecting a continued focus on rebuilding foreign-exchange reserves. Overall, foreign investors were net buyers as we recorded net inflow of Rp10.2tn (US$612mn) in Dec25, following the +Rp5.2tn (US$309mn) in Nov25. In terms of key sector inside ISSI Index, biggest positive contributors were Communications (FILM, MORA, EXCL), Industrials (VKTR, RMKE, BNBR, ASII), and Materials (IMPC, BRMS). Biggest negative contributor was Information Technology and Real Estate. That said, we continue to believe that the potential of sustainable and structural improvement in Indonesian economy with potentially rising GDP/capita could become a positive tailwind for long-term Indonesian equity market return, as such at current market levels we think it could offer a good market entry opportunity with an attractive risk-reward.

DISCLAIMER: IDR Growth Equity Syariah Fund is an Sharia investment-linked fund offered by PT. AIA FINANCIAL. This document is prepared by PT. AIA FINANCIAL and solely for informational use only. This document is not an offer for sale nor a solicitation of an offer to purchase. Investment in Sharia unit-link product contains risks including but not limited to political risk, risk on changes in government decree or other government regulations, risk on distribution on income / margin / fee, liquidity risk, credit risk, equity risk and exchange rate risk. The performances of the funds are not guaranteed; the unit price and the investment result may increase or decrease. Past performances do not constitute a guarantee for future performance.

[AIA – PUBLIC]

FUND FACT SHEET

IDR DYNAMIC SYARIAH FUND

PT AIA FINANCIAL licensed and supervised by the Financial Services Authority

30 December 2025

PT AIA FINANCIAL

Established in 15 July 1996, PT. AIA FINANCIAL (AIA) is one of the leading life insurance companies in Indonesia that licensed and supervised by the Indonesian Financial Services Authority. AIA Indonesia is a subsidiary of AIA Group Limited, the largest independent publicly listed pan-Asian life insurance group. With experienced personnel, AIA's Investment team has the proficiency to identify economic conditions and investment movements to generate competitive investment returns through a variety of financial instruments such as money market, bonds, shares and/or mutual funds.

INVESTMENT OBJECTIVE

The Portfolio is a sharia investment option that provides investor with long-term total returns through investment in selective Sharia-compliant equities of listed companies in the Indonesia Stock Exchange (IDX) and Sharia-compliant fixed income instruments with moderate to high risk tolerance.

TARGET ALLOCATION

0% - 40%	:	Sharia Money Market Instruments
30% - 80%	:	IDR Sharia Fixed Income securities and/ or
	:	Sharia Fixed Income Mutual Fund(s) adhered with latest regulations
30% - 80%	:	Equities listed in Sharia Index

FUND INFORMATION

Investment Strategy	:	Sharia Balanced	Fund Size (million)	:	IDR 23,861.22
Launch Date	:	10 June 2015	Fund Management Fee	:	1.85% per annum
Launch Price	:	IDR 1,000.00	Pricing Frequency	:	Daily
Unit Price (NAV)	:	IDR 1,244.01	Benchmark	:	50% Indonesia Sharia Stock Index 50% Indonesia Gov. Sukuk Index (IGSIX)
Fund Currency	:	IDR			
Risk Level	:	Moderate to High	Custodian Bank	:	Citibank, N.A
Managed By	:	PT. AIA FINANCIAL	Total Unit	:	19,180,938.0668

FUND PERFORMANCE

Fund	Fund Performance						
	1 Month	3 Months	YTD	1 Year	Annualised		
					3 Years	5 Years	Since Inception
IDR Dynamic Syariah**	2.12%	4.70%	9.33%	9.33%	4.30%	1.82%	2.09%
Benchmark*	1.43%	5.84%	24.10%	24.10%	10.31%	8.83%	6.28%

*Current benchmark is effective from 1 Jan 2020

*Benchmark Performance calculation includes price change, reinvestment of dividends/coupons and deduction of expenses.

Since inception to 31 Dec 2019: 50% Indonesia Sharia Stock Index + 50% 3-Month IDR Avg Time Deposit (Net)

**Fund Performance (Net Asset Value) calculation is already included cost related to transaction, management fee and administrative fee

LAST 3 YEARS CUMULATIVE RETURN

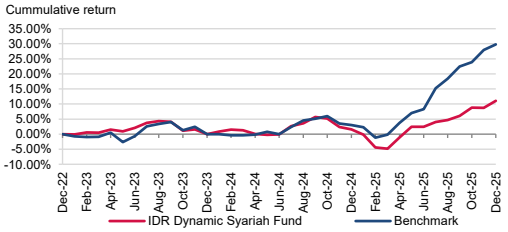

ANNUAL & MONTHLY RETURN

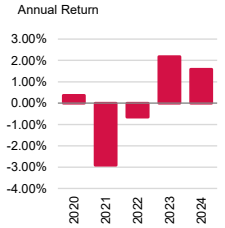

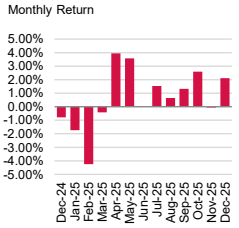

ASSET ALLOCATION

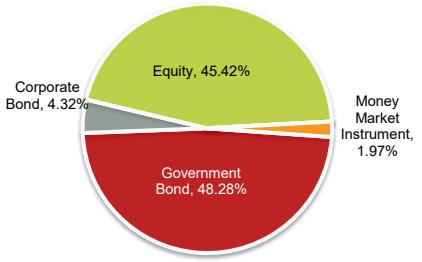

SECTOR ALLOCATION

Communication Services	5.96%
Consumer Discretionary	3.29%
Consumer Staples	6.85%
Energy	3.95%
Financials	1.01%
Health Care	2.08%
Industrials	5.67%
Information Technology	1.34%
Materials	11.97%
Real Estate	2.18%
Utilities	1.12%
Communication Services (Bond)	4.32%
Government Bond	48.28%
TD + Cash	1.97%

TOP HOLDINGS

Archi Indonesia - Non Affiliates	Mitra Adiperkasa - Non Affiliates	Telkom Indonesia Persero - Non Affiliates
Arwana Citramulia - Non Affiliates	Pakuwon Jati - Non Affiliates	Vale Indonesia - Non Affiliates
Astra International - Non Affiliates	PBS004	XLSmart Telecom Sejahtera - Non Affiliates
Bank BTPN Syariah - Non Affiliates	PBS012	
Bumi Resources Minerals - Non Affiliates	PBS028	
Cisarua Mountain Dairy - Non Affiliates	PBS033	
Indika Energy - Non Affiliates	Perusahaan Gas Negara - Non Affiliates	
Indofood Sukses Makmur - Non Affiliates	Sukuk Ijarah Brklnjt III XL Axiata I TH22B - Non Affiliates	
Mastersystem Infotama - Non Affiliates	Sukuk Negara IFR6	

FUND MANAGER COMMENTARY

In December 2025, IDR Dynamic Syariah Fund booked performance of +2.12% mom, above the benchmark performance. JCI recorded +1.6%MoM in December, similarly ISSI +2.22%MoM. In December global equity markets continued its positive momentum, driven by the Fed's 25bps rate cut and formally pivoting towards balance-sheet expansion after announcing purchase program of US Treasury bills at USD 40 billion per month. In China, the December Politburo meeting set broad economic priorities for 2026 and reaffirmed consumption at the core of its policy agenda. Domestically, BI held its policy rate at 4.75%, reflecting a continued focus on rebuilding foreign-exchange reserves. Overall, foreign investors were net buyers as we recorded net inflow of Rp10.2tn (US$612mn) in Dec25, following the +Rp5.2tn (US$309mn) in Nov25. In terms of key sector inside ISSI Index, biggest positive contributors were Communications (MD Entertainment, Mora Telematika,XLSmart), Industrials (VKTR Teknologi, RMK Energi, Bakrie & Brothers, Astra International), and Materials (Impack Pratama Industri, Bumi Resources Minerals). Biggest negative contributor was Information Technology and Real Estate. IBPA Indonesia Government Sukuk Index Total Return recorded positive return by 0.93% on a monthly basis. Market sentiment was positively impacted by foreign investor inflows totalling IDR6.5 trillion in December, coupled with stable Rupiah at IDR16,690 per USD. Meanwhile, Bank Indonesia (BI) kept its benchmark interest rate unchanged at 4.75% during its December policy meeting. BI also reaffirmed that Rupiah stability remains its near-term priority amid ongoing global uncertainty and an uncertain Federal Reserve easing path.

DISCLAIMER: IDR Dynamic Syariah Fund is an Sharia investment-linked fund offered by PT. AIA FINANCIAL. This document is prepared by PT. AIA FINANCIAL and solely for informational use only. This document is not an offer for sale nor a solicitation of an offer to purchase. Investment in Sharia unit-link product contains risks including but not limited to political risk, risk on changes in government decree or other government regulations, risk on distribution on income / margin / fee, liquidity risk, credit risk, equity risk and exchange rate risk. The performances of the funds are not guaranteed; the unit price and the investment result may increase or decrease. Past performances do not constitute a guarantee for future performance.

[AIA – PUBLIC]

FUND FACT SHEET

USD GLOBAL GROWTH OPPORTUNITY EQUITY FUND

PT AIA FINANCIAL licensed and supervised by the Financial Services Authority

30 December 2025

PT AIA FINANCIAL

Established in 15 July 1996, PT. AIA FINANCIAL (AIA) is one of the leading life insurance companies in Indonesia that licensed and supervised by the Indonesian Financial Services Authority. AIA Indonesia is a subsidiary of AIA Group Limited, the largest independent publicly listed pan-Asian life insurance group. With experienced personnel, AIA's Investment team has the proficiency to identify economic conditions and investment movements to generate competitive investment returns through a variety of financial instruments such as money market, bonds, shares and/or mutual funds.

INVESTMENT OBJECTIVE

The Portfolio is an investment option that provides investor with aggressive growth that aims to give superior long-term investment return with high risk tolerance.

TARGET ALLOCATION

0% - 20%	:	Money Market Instruments
80% - 100%	:	Listed Equities and/ or Equity Mutual Fund(s) incl. ETF listed / invest in global stock markets

FUND INFORMATION

Investment Strategy	:	Equity	Fund Size (million)	:	USD 41.19
Launch Date	:	23 September 2016	Fund Management Fee	:	2.10% per annum
Launch Price	:	USD 1.00	Pricing Frequency	:	Daily
Unit Price (NAV)	:	USD 1.56	Benchmark	:	90% MSCI World Index + 10% MSCI Asia Ex. Japan
Fund Currency	:	USD			
Risk Level	:	High	Custodian Bank	:	Citibank, N.A
Managed By	:	PT. AIA FINANCIAL	Total Unit	:	26,356,374.79

FUND PERFORMANCE

Fund	Fund Performance						
	1 Month	3 Months	YTD	1 Year	Annualised		
					3 Years	5 Years	Since Inception
USD Global Growth Opportunity Equity**	1.32%	2.79%	12.76%	12.76%	13.52%	3.90%	4.94%
Benchmark*	1.51%	3.35%	21.01%	21.01%	17.96%	8.37%	8.91%

*Current benchmark is effective since 1 Jan 2018

*Benchmark Performance calculation includes price change, reinvestment of dividends/coupons and deduction of expenses.
Since inception to 31 Dec 2017: 90% Dow Jones Islamic Mkt World Index + 10% MSCI World Index

**Fund Performance (Net Asset Value) calculation is already included cost related to transaction, management fee and administrative fee

LAST 3 YEARS CUMULATIVE RETURN

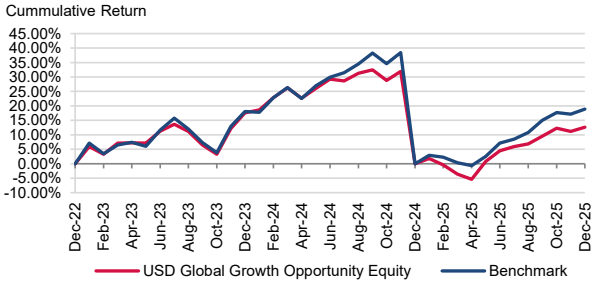

ANNUAL & MONTHLY RETURN

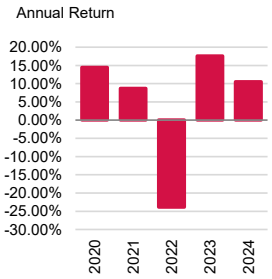

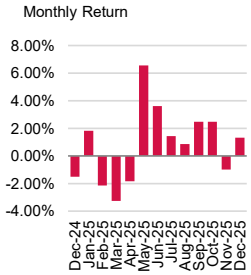

ASSET ALLOCATION

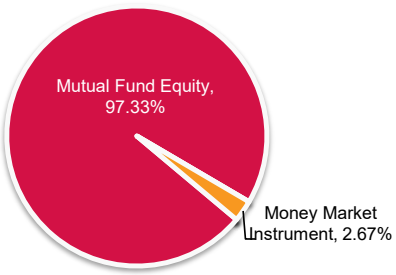

PORTFOLIO ALLOCATION

- AIA Global Select Equity-I Fund
- AIA Global Systematic Equity-I MF
- AIA New Multinationals-I MF
- BNP Paribas Cakra Syariah Fund MF
- Mandiri Global Sharia Equity Dollar MF
- TD + Cash

FUND MANAGER COMMENTARY

In December 2025, USD Global Growth Opportunity Equity Fund booked a positive performance of +1.32% MoM which was in-line with benchmark performance. Last month, Global equity delivered positive returns in December 2025. Across the major geographic regions in USD terms, Europe equities led, while India and China equities lagged in December 2025. The Fed cut rates by 25 bps in-line with market expectation. China and Hong Kong Equity delivered their best annual returns since 2017, outperforming major global peers, despite moderate pullback in December. Caution prevailed in December amid weakening macro activity and rising concern on over the default risk at Vanke. Bonds were mixed in December 2025. US high yield corporate bonds delivered positive returns while US treasuries and US investment grade corporate bonds were down in USD terms. We are moderately constructive on the outlook for risk assets over the medium term.

DISCLAIMER: USD Global Growth Opportunity Equity Fund is an investment-linked fund offered by PT. AIA FINANCIAL. This document is prepared by PT. AIA FINANCIAL and solely for informational use only. This document is not an offer for sale nor a solicitation of an offer to purchase. Investment in unit-link product contains risks including but not limited to political risk, risk on changes in government decree or other government regulations, interest rate risk, liquidity risk, credit risk, equity risk and exchange rate risk. The performances of the funds are not guaranteed; the unit price and the investment result may increase or decrease. Past performances do not constitute a guarantee for future performance.

[AIA – PUBLIC]

FUND FACT SHEET

USD ONSHORE EQUITY FUND

PT AIA FINANCIAL licensed and supervised by the Financial Services Authority

30 December 2025

PT AIA FINANCIAL

Established in 15 July 1996, PT. AIA FINANCIAL (AIA) is one of the leading life insurance companies in Indonesia that licensed and supervised by the Indonesian Financial Services Authority. AIA Indonesia is a subsidiary of AIA Group Limited, the largest independent publicly listed pan-Asian life insurance group. With experienced personnel, AIA's Investment team has the proficiency to identify economic conditions and investment movements to generate competitive investment returns through a variety of financial instruments such as money market, bonds, shares and/or mutual funds.

INVESTMENT OBJECTIVE

The Portfolio is an investment option that provides investor with optimal growth that aims to give superior long-term investment return with high risk tolerance.

TARGET ALLOCATION

0% - 20%	:	Money Market Instruments
80% - 100%	:	Equities listed in IDX

FUND INFORMATION

Investment Strategy	:	Equity	Fund Size (million)	:	USD 2.47
Launch Date	:	21 April 2017	Fund Management Fee	:	2.10% per annum
Launch Price	:	USD 1.00	Pricing Frequency	:	Daily
Unit Price (NAV)	:	USD 0.9242	Benchmark	:	98% MXID Index (In USD Term) + 2% Avg. 3-month USD Time Deposit (Net)
Fund Currency	:	USD			
Risk Level	:	High	Custodian Bank	:	Citibank, N.A
Managed By	:	PT. AIA FINANCIAL	Total Unit	:	2,673,154.6237

FUND PERFORMANCE

Fund	Fund Performance						
	1 Month	3 Months	YTD	1 Year	Annualised		
					3 Years	5 Years	Since Inception
USD Onshore Equity**	2.96%	7.33%	-2.73%	-2.73%	-0.91%	-0.62%	-0.90%
Benchmark*	-1.23%	3.48%	-4.86%	-4.86%	-5.17%	-2.86%	-2.18%

*Current benchmark is effective since inception

*Benchmark Performance calculation includes price change, reinvestment of dividends/coupons and deduction of expenses.

**Fund Performance (Net Asset Value) calculation is already included cost related to transaction, management fee and administrative fee

LAST 3 YEARS CUMULATIVE RETURN

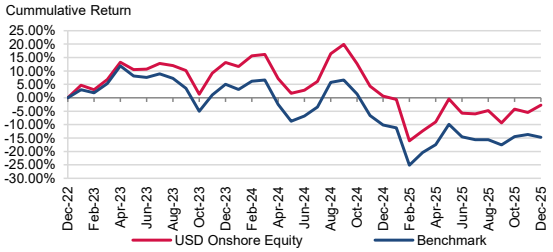

ANNUAL & MONTHLY RETURN

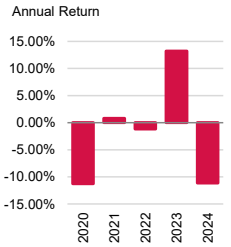

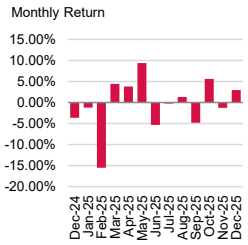

ASSET ALLOCATION

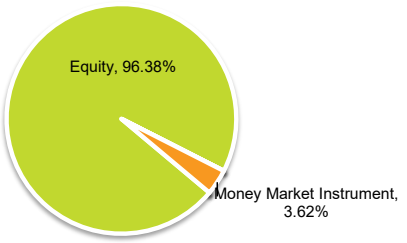

SECTOR ALLOCATION

Communication Services	10.82%
Consumer Discretionary	2.37%
Consumer Staples	7.23%
Energy	3.81%
Financials	42.21%
Health Care	1.54%
Industrials	6.34%
Information Technology	2.14%
Materials	17.43%
Real Estate	2.49%
TD + Cash	3.62%

TOP HOLDINGS

Amman Mineral Internasional - Non Affiliates	Bank Rakyat Indonesia - Non Affiliates	Telkom Indonesia Persero - Non Affiliates
Archi Indonesia - Non Affiliates	Cisarua Mountain Dairy - Non Affiliates	XLSmart Telecom Sejahtera - Non Affiliates
Astra International - Non Affiliates	GOTO Gojek Tokopedia - Non Affiliates	
Bank Central Asia - Non Affiliates	Indika Energy - Non Affiliates	
Bank Mandiri - Non Affiliates	Mastersystem Infotama - Non Affiliates	
Bank Negara Indonesia - Non Affiliates	Summarecon Agung - Non Affiliates	

FUND MANAGER COMMENTARY

In December 2025, USD Onshore Equity Fund booked +2.96%MoM, above the benchmark performance. JCI recorded +1.6%MoM in December, meanwhile MXID -1.23%MoM as retail-driven conglomerate stocks continue to dominate. In December global equity markets continued its positive momentum, driven by the Fed's 25bps rate cut and formally pivoting towards balance-sheet expansion after announcing purchase program of US Treasury bills at USD 40 billion per month. In China, the December Politburo meeting set broad economic priorities for 2026 and reaffirmed consumption at the core of its policy agenda. Domestically, BI held its policy rate at 4.75%, reflecting a continued focus on rebuilding foreign-exchange reserves. Overall, foreign investors were net buyers as we recorded net inflow of Rp10.2tn (US$612mn) in Dec25, following the +Rp5.2tn (US$309mn) in Nov25. In terms of key sector inside MXID, biggest positive contributors were Financials (mainly from BMRI, BBRI, BBNI), Industrials (ASII), and Utilities (BREN). Biggest negative contributor was Energy and Materials. That said, we continue to believe that the potential of sustainable and structural improvement in Indonesian economy with potentially rising GDP/capita could become a positive tailwind for long-term Indonesian equity market return, as such at current market levels we think it could offer a good market entry opportunity with an attractive risk-reward.

DISCLAIMER: USD Onshore Equity Fund is an investment-linked fund offered by PT. AIA FINANCIAL. This document is prepared by PT. AIA FINANCIAL and solely for informational use only. This document is not an offer for sale nor a solicitation of an offer to purchase. Investment in unit-link product contains risks including but not limited to political risk, risk on changes in government decree or other government regulations, interest rate risk, liquidity risk, credit risk, equity risk and exchange rate risk. The performances of the funds are not guaranteed; the unit price and the investment result may increase or decrease. Past performances do not constitute a guarantee for future performance.

[AIA – PUBLIC]

FUND FACT SHEET

USD PRIME GLOBAL EQUITY FUND

PT AIA FINANCIAL licensed and supervised by the Financial Services Authority

30 December 2025

PT AIA FINANCIAL

Established in 15 July 1996, PT. AIA FINANCIAL (AIA) is one of the leading life insurance companies in Indonesia that licensed and supervised by the Indonesian Financial Services Authority. AIA Indonesia is a subsidiary of AIA Group Limited, the largest independent publicly listed pan-Asian life insurance group. With experienced personnel, AIA's Investment team has the proficiency to identify economic conditions and investment movements to generate competitive investment returns through a variety of financial instruments such as money market, bonds, shares and/or mutual funds.

INVESTMENT OBJECTIVE

The Portfolio is an investment option that provides investor with an attractive long term investment growth rates in USD through investment in offshore listed equity securities which focus on global developed markets.

TARGET ALLOCATION

0% - 20%	:	Money Market Instruments
80% - 100%	:	Global Equity

FUND INFORMATION

Investment Strategy	:	Equity	Fund Size (million)	:	USD 23.40
Launch Date	:	19 January 2018	Fund Management Fee	:	2.10% per annum
Launch Price	:	USD 1.00	Pricing Frequency	:	Daily
Unit Price (NAV)	:	USD 1.8339	Benchmark	:	100% DJIM World Developed TR Index
Fund Currency	:	USD	Custodian Bank	:	Citibank, N.A
Risk Level	:	High	Total Unit	:	12,762,456.2800
Managed By	:	PT. BNP Paribas Asset Management (since January 10th, 2023)			

FUND PERFORMANCE

Fund	Fund Performance						
	1 Month	3 Months	YTD	1 Year	Annualised		
					3 Years	5 Years	Since Inception
USD Prime Global Equity**	0.54%	4.99%	17.58%	17.58%	19.17%	8.73%	7.93%
Benchmark*	0.82%	4.16%	16.90%	16.90%	20.30%	8.37%	9.39%

*Current benchmark is effective since 10 January 2023 onwards

*Benchmark Performance calculation includes price change, reinvestment of dividends/coupons and deduction of expenses.

Since Inception to 10 January 2023: 90% DJIM World TR Index + 10% MSCI AC Asia Ex. Japan DTR (Net)

**Fund Performance (Net Asset Value) calculation is already included cost related to transaction, management fee and administrative fee

LAST 3 YEARS CUMULATIVE RETURN

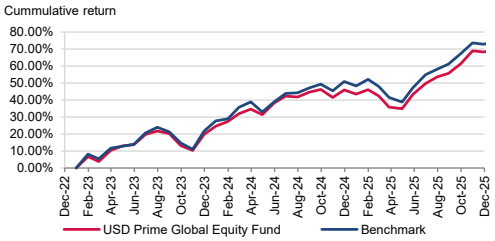

ANNUAL & MONTHLY RETURN

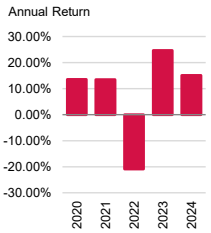

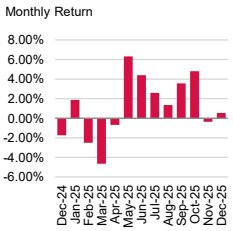

ASSET ALLOCATION

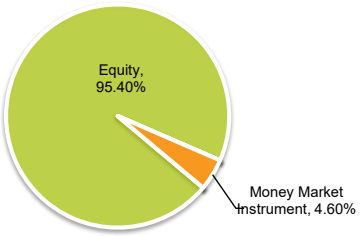

SECTOR ALLOCATION

Communication Services	5.57%
Consumer Discretionary	12.17%
Consumer Staples	5.15%
Energy	2.60%
Financials	3.37%
Health Care	10.79%
Industrials	10.16%
Information Technology	41.24%
Materials	4.36%
TD + Cash	4.60%

TOP HOLDINGS

Abbot Laboratories - Non Affiliates	Danaher Corp - Non Affiliates	Nvidia Corp - Non Affiliates
Adidas AG NPV - Non Affiliates	Ecolab Inc. - Non Affiliates	Palo Alto Networks Inc. - Non Affiliates
Adv Micro Devices Inc. - Non Affiliates	Eli Lilly & Co - Non Affiliates	Procter & Gamble Co - Non Affiliates
Alphabet Inc - Non Affiliates	Experian Plc - Non Affiliates	S&P Global Inc. - Non Affiliates
Amazon.com - Non Affiliates	Exxon Mobil Corp - Non Affiliates	Salesforce Inc - Non Affiliates
Antofagasta Plc - Non Affiliates	Fortive Corp. - Non Affiliates	SAP SE - Non Affiliates
Apple Inc - Non Affiliates	Hitachi Ltd - Non Affiliates	Schneider Electric SE - Non Affiliates
ASML Holding NV - Non Affiliates	Home Depot Inc. - Non Affiliates	TE Connectivity Plc - Non Affiliates
Astrazeneca Plc - Non Affiliates	Intuitive Surgical Inc. - Non Affiliates	TJX Companies Inc - Non Affiliates
Baker Hughes Co - Non Affiliates	Linde Plc - Non Affiliates	Trane Technologies Plc - Non Affiliates
Biomarin Pharmaceutical Inc - Non Affiliates	L'oreal - Non Affiliates	Visa Inc - Non Affiliates
Booking Holdings Inc - Non Affiliates	Micron Technology Inc - Non Affiliates	Walmart Inc - Non Affiliates
Boston Scientific Corp - Non Affiliates	Microsoft Corp - Non Affiliates	
Broadcom Inc. - Non Affiliates	Mondelex International Inc - Non Affiliates	

FUND MANAGER COMMENTARY

In December 2025, USD Prime Global Equity Fund booked a positive performance of +0.54% MoM which was roughly inline with benchmark performance. Last month, Global equity delivered positive returns in December 2025. Across the major geographic regions in USD terms, Europe equities led, while India and China equities lagged in December 2025. The Fed cut rates by 25 bps in-line with market expectation. China and Hong Kong Equity delivered their best annual returns since 2017, outperforming major global peers, despite moderate pullback in December. Caution prevailed in December amid weakening macro activity and rising concern on over the default risk at Vanke. Bonds were mixed in December 2025. US high yield corporate bonds delivered positive returns while US treasuries and US investment grade corporate bonds were down in USD terms. We are moderately constructive on the outlook for risk assets over the medium term.

DISCLAIMER: USD Prime Global Equity Fund is an investment-linked fund offered by PT. AIA FINANCIAL. This document is prepared by PT. AIA FINANCIAL and solely for informational use only. This document is not an offer for sale nor a solicitation of an offer to purchase. Investment in unit-link product contains risks including but not limited to political risk, risk on changes in government decree or other government regulations, interest rate risk, liquidity risk, credit risk, equity risk and exchange rate risk. The performances of the funds are not guaranteed; the unit price and the investment result may increase or decrease. Past performances do not constitute a guarantee for future performance.

[AIA – PUBLIC]

FUND FACT SHEET

USD PRIME EMERGING MARKET EQUITY FUND

PT AIA FINANCIAL licensed and supervised by the Financial Services Authority

30 December 2025

PT AIA FINANCIAL

Established in 15 July 1996, PT. AIA FINANCIAL (AIA) is one of the leading life insurance companies in Indonesia that licensed and supervised by the Indonesian Financial Services Authority. AIA Indonesia is a subsidiary of AIA Group Limited, the largest independent publicly listed pan-Asian life insurance group. With experienced personnel, AIA's Investment team has the proficiency to identify economic conditions and investment movements to generate competitive investment returns through a variety of financial instruments such as money market, bonds, shares and/or mutual funds.

INVESTMENT OBJECTIVE

The Portfolio is an investment option that provides investor with aggressive growth that aims to give superior long-term investment return with high risk tolerance.

TARGET ALLOCATION

0% - 5%	:	Money Market Instruments
95% - 100%	:	Equity Mutual Funds

FUND INFORMATION

Investment Strategy	:	Equity
Launch Date	:	18 January 2018
Launch Price	:	USD 1.00
Unit Price (NAV)	:	USD 1.1554
Fund Currency	:	USD
Risk Level	:	High
Managed By	:	PT. AIA FINANCIAL
Fund Size (million)	:	USD 25.10
Fund Management Fee	:	2.10% per annum
Pricing Frequency	:	Daily
Benchmark	:	100% MSCI Emerging Market
Custodian Bank	:	Citibank, N.A
Total Unit	:	21,720,730.1687

FUND PERFORMANCE

Fund	Fund Performance						
	1 Month	3 Months	YTD	1 Year	Annualised		
					3 Years	5 Years	Since Inception
USD Prime Emerging Market Equity**	4.90%	6.15%	35.78%	35.78%	14.60%	-0.24%	1.83%
Benchmark*	2.67%	4.05%	30.30%	30.30%	13.95%	2.06%	2.03%

*Current benchmark is effective since inception

*Benchmark Performance calculation includes price change, reinvestment of dividends/coupons and deduction of expenses.

**Fund Performance (Net Asset Value) calculation is already included cost related to transaction, management fee and administrative fee

LAST 3 YEARS CUMULATIVE RETURN

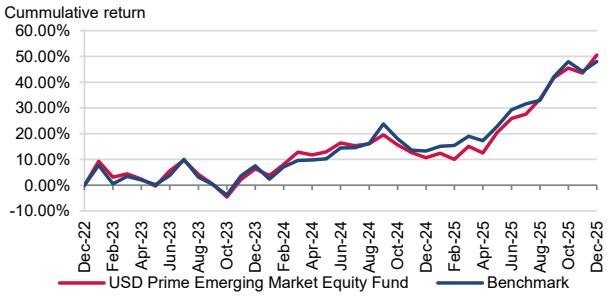

ANNUAL & MONTHLY RETURN

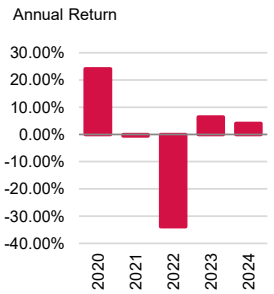

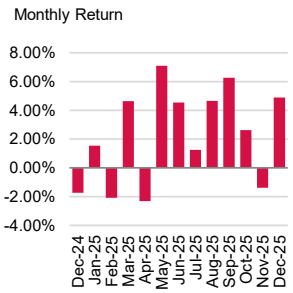

ASSET ALLOCATION

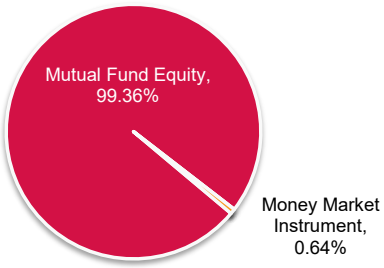

PORTFOLIO ALLOCATION

- Fidelity Emerging Market Class A Acc MF
- TD + Cash

FUND MANAGER COMMENTARY

In December 2025, USD Prime Emerging Market Equity Fund booked a positive performance of +4.90% MoM which was significantly above benchmark performance. Last month, Global equity delivered positive returns in December 2025. Across the major geographic regions in USD terms, Europe equities led, while India and China equities lagged in December 2025. The Fed cut rates by 25 bps in-line with market expectation. China and Hong Kong Equity delivered their best annual returns since 2017, outperforming major global peers, despite moderate pullback in December. Caution prevailed in December amid weakening macro activity and rising concern on over the default risk at Vanke. We are moderately constructive on the outlook for risk assets over the medium term.

DISCLAIMER: USD Prime Emerging Market Equity Fund is an investment-linked fund offered by PT. AIA FINANCIAL. This document is prepared by PT. AIA FINANCIAL and solely for informational use only. This document is not an offer for sale nor a solicitation of an offer to purchase. Investment in unit-link product contains risks including but not limited to political risk, risk on changes in government decree or other government regulations, interest rate risk, liquidity risk, credit risk, equity risk and exchange rate risk. The performances of the funds are not guaranteed; the unit price and the investment result may increase or decrease. Past performances do not constitute a guarantee for future performance.

[AIA – PUBLIC]

FUND FACT SHEET

IDR ULTIMATE EQUITY FUND

PT AIA FINANCIAL licensed and supervised by the Financial Services Authority

30 December 2025

PT AIA FINANCIAL

Established in 15 July 1996, PT. AIA FINANCIAL (AIA) is one of the leading life insurance companies in Indonesia that licensed and supervised by the Indonesian Financial Services Authority. AIA Indonesia is a subsidiary of AIA Group Limited, the largest independent publicly listed pan-Asian life insurance group. With experienced personnel, AIA's Investment team has the proficiency to identify economic conditions and investment movements to generate competitive investment returns through a variety of financial instruments such as money market, bonds, shares and/or mutual funds.

INVESTMENT OBJECTIVE

The Portfolio shall be managed to provide competitive long-term total returns through a portfolio of equities which are listed in the Indonesia Stock Exchange (IDX), The Fund's target is to deliver alpha on top of designated Benchmark Index's return.

TARGET ALLOCATION

0% - 20%	:	Money Market Instruments
80% - 100%	:	Equities listed in IDX

FUND INFORMATION

Investment Strategy	:	Equity	Fund Size (million)	:	IDR 218,793.44
Launch Date	:	26 October 2018	Fund Management Fee	:	2.40% per annum
Launch Price	:	IDR 1,000.00	Pricing Frequency	:	Daily
Unit Price (NAV)	:	IDR 980.97	Benchmark	:	100% IDX80 Index (Customized)
Fund Currency	:	IDR	Custodian Bank	:	Citibank, N.A
Risk Level	:	High	Total Unit	:	223,036,740.6811
Managed By	:	PT. Schroders Investment Management Indonesia (since at May 22nd, 2023)			

FUND PERFORMANCE

Fund	Fund Performance						
	1 Month	3 Months	YTD	1 Year	Annualised		
					3 Years	5 Years	Since Inception
IDR Ultimate Equity**	1.14%	5.09%	1.27%	1.27%	-1.44%	0.34%	-0.27%
Benchmark*	0.68%	5.11%	9.74%	9.74%	1.27%	3.48%	2.90%

*Current benchmark is effective from 22 May 2023

*Benchmark Performance calculation includes price change, reinvestment of dividends/coupons and deduction of expenses.

Since inception to 30 Apr 2022: 98% Jakarta Composite Index + 2% 3-Month IDR Avg Time Deposit (Net)

1 May 2022 - 21 May 2023 : 98% Jakarta Composite Index + 2% IDR 1-Month Time Deposit Index (Net)

**Fund Performance (Net Asset Value) calculation is already included cost related to transaction, management fee and administrative fee

LAST 3 YEARS CUMULATIVE RETURN

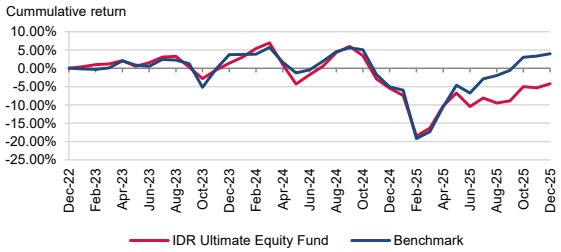

ANNUAL & MONTHLY RETURN

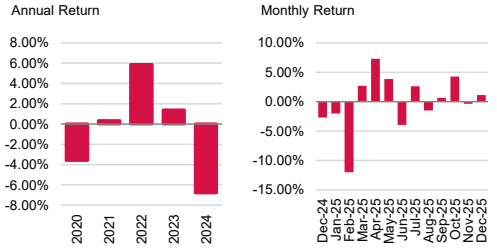

ASSET ALLOCATION

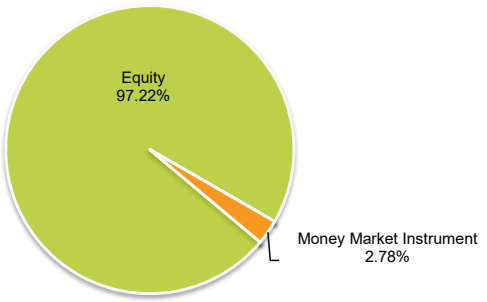

SECTOR ALLOCATION

Communication Services	11.50%
Consumer Discretionary	5.58%
Consumer Staples	21.55%
Energy	3.50%
Financials	22.17%
Health Care	8.31%
Industrials	2.06%
Information Technology	0.71%
Materials	16.88%
Real Estate	4.93%
Utilities	0.02%
TD + Cash	2.78%

TOP HOLDINGS

AKR Corporindo - Non Affiliates
Aneka Tambang Persero - Non Affiliates
Bank Central Asia - Non Affiliates
Bank Mandiri - Non Affiliates
Bank Rakyat Indonesia Persero - Non Affiliates
Bumi Resources Minerals - Non Affiliates
Charoen Pokphand Indonesia - Non Affiliates
Ciputra Development - Non Affiliates
GOTO Gojek Tokopedia - Non Affiliates
Indofood CBP Sukses Makmur - Non Affiliates
Indosat - Non Affiliates
Jasa Marga (Persero) - Non Affiliates
Kalbe Farma - Non Affiliates
Mayora Indah - Non Affiliates
Merdeka Copper Gold - Non Affiliates
Merdeka Gold Resources - Non Affiliates
Mitra Keluarga Karyasehat - Non Affiliates
Pantai Indah Kapuk Dua - Non Affiliates
TD Bank UOB Indonesia - Non Affiliates
Telkom Indonesia Persero - Non Affiliates
Triputra Agro Persada - Non Affiliates
Vale Indonesia - Non Affiliates

FUND MANAGER COMMENTARY

In December 2025, positions that contributed positively to our performance was helped by our holdings in the metal mining sector particularly the gold miners as gold price rebounded towards USD4300-4400/oz in the second half of the month. Meanwhile our underweight position in SOE banks contributed positively, as ongoing uncertainties which led investors to adopt a more cautious stance. Meanwhile, positions that contributed negatively to our exposure to the plantation sector, as investor concerns increased regarding the potential for additional government actions on plantation companies, particularly following the recent flood events in Sumatra. Consumer-related names also underperformed during the month.

DISCLAIMER: IDR Ultimate Equity Fund is an investment-linked fund offered by PT. AIA FINANCIAL. This document is prepared by PT. AIA FINANCIAL and solely for informational use only. This document is not an offer for sale nor a solicitation of an offer to purchase. Investment in unit-link product contains risks including but not limited to political risk, risk on changes in government decree or other government regulations, interest rate risk, liquidity risk, credit risk, equity risk and exchange rate risk. The performances of the funds are not guaranteed; the unit price and the investment result may increase or decrease. Past performances do not constitute a guarantee for future performance.

[AIA – PUBLIC]

FUND FACT SHEET

USD PRIME MULTI ASSET INCOME FUND

PT AIA FINANCIAL licensed and supervised by the Financial Services Authority

30 December 2025

PT AIA FINANCIAL

Established in 15 July 1996, PT. AIA FINANCIAL (AIA) is one of the leading life insurance companies in Indonesia that licensed and supervised by the Indonesian Financial Services Authority. AIA Indonesia is a subsidiary of AIA Group Limited, the largest independent publicly listed pan-Asian life insurance group. With experienced personnel, AIA's Investment team has the proficiency to identify economic conditions and investment movements to generate competitive investment returns through a variety of financial instruments such as money market, bonds, shares and/or mutual funds.

INVESTMENT OBJECTIVE

The Portfolio shall be managed to provide income and moderate capital growth over medium to long term by investing in global fixed income securities and global equities with medium to high risk tolerance.

TARGET ALLOCATION

0% - 5%	:	Cash & Cash Equivalents
95% - 100%	:	Mutual Funds - Balanced

FUND INFORMATION

Investment Strategy	:	Balanced	Fund Size (million)	:	USD 2.02
Launch Date	:	30 January 2019	Fund Management Fee	:	1.85% per annum
Launch Price	:	USD 1.00	Pricing Frequency	:	Daily
Unit Price (NAV)	:	USD 1.1525	Custodian Bank	:	Citibank, N.A
Fund Currency	:	USD	Total Unit	:	1,750,981.3365
Risk Level	:	Moderate to High			
Managed By	:	PT. AIA FINANCIAL			

FUND PERFORMANCE

Fund	Fund Performance						
	1 Month	3 Months	YTD	1 Year	Annualised		
					3 Years	5 Years	Since Inception
USD Prime Multi Asset Income**	1.09%	1.96%	11.20%	11.20%	5.91%	0.49%	2.07%

**Fund Performance (Net Asset Value) calculation is already included cost related to transaction, management fee and administrative fee

LAST 3 YEARS CUMULATIVE RETURN

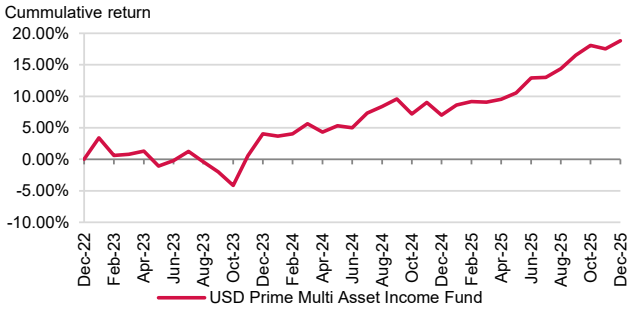

ANNUAL & MONTHLY RETURN

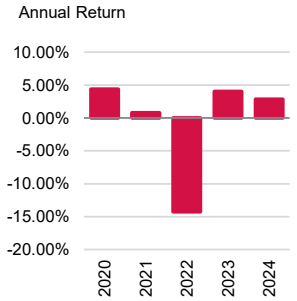

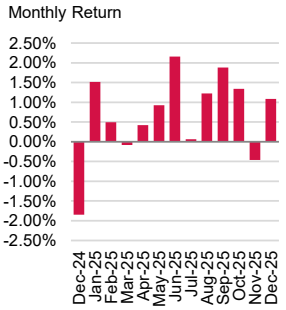

ASSET ALLOCATION

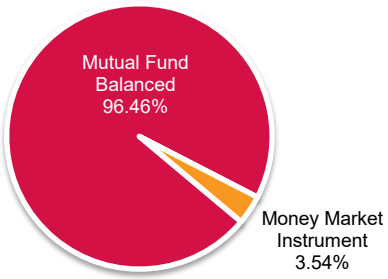

PORTFOLIO ALLOCATION

- Fidelity Global Multi Asset Income Fund A-Acc MF
- TD + Cash

FUND MANAGER COMMENTARY

In December 2025, the fund generated a positive performance of +1.09%mom. Last month, Global equity delivered positive returns in December 2025. Across the major geographic regions in USD terms, Europe equities led, while India and China equities lagged in December 2025. The Fed cut rates by 25 bps in-line with market expectation. China and Hong Kong Equity delivered their best annual returns since 2017, outperforming major global peers, despite moderate pullback in December. Caution prevailed in December amid weakening macro activity and rising concern on over the default risk at Vanke. Bonds were mixed in December 2025. US high yield corporate bonds delivered positive returns while US treasuries and US investment grade corporate bonds were down in USD terms. We are moderately constructive on the outlook for risk assets over the medium term.

DISCLAIMER: USD Prime Multi Asset Income Fund is an investment-linked fund offered by PT. AIA FINANCIAL. This document is prepared by PT. AIA FINANCIAL and solely for informational use only. This document is not an offer for sale nor a solicitation of an offer to purchase. Investment in unit-link product contains risks including but not limited to political risk, risk on changes in government decree or other government regulations, interest rate risk, liquidity risk, credit risk, equity risk and exchange rate risk. The performances of the funds are not guaranteed; the unit price and the investment result may increase or decrease. Past performances do not constitute a guarantee for future performance.

[AIA – PUBLIC]

FUND FACT SHEET

USD PRIME GREATER CHINA EQUITY FUND

PT AIA FINANCIAL licensed and supervised by the Financial Services Authority

30 December 2025

PT AIA FINANCIAL

Established in 15 July 1996, PT. AIA FINANCIAL (AIA) is one of the leading life insurance companies in Indonesia that licensed and supervised by the Indonesian Financial Services Authority. AIA Indonesia is a subsidiary of AIA Group Limited, the largest independent publicly listed pan-Asian life insurance group. With experienced personnel, AIA's Investment team has the proficiency to identify economic conditions and investment movements to generate competitive investment returns through a variety of financial instruments such as money market, bonds, shares and/or mutual funds.

INVESTMENT OBJECTIVE

The Portfolio aims to provide an attractive long term capital growth in USD through investment in offshore equity securities of People's Republic of China, Hongkong SAR, and Taiwan companies.

TARGET ALLOCATION

0% - 20%	:	Cash & Cash Equivalents
80% - 100%	:	Mutual Funds - Equity

FUND INFORMATION

Investment Strategy	:	Equity
Launch Date	:	22 July 2019
Launch Price	:	USD 1.00
Unit Price (NAV)	:	USD 1.3513
Fund Currency	:	USD
Risk Level	:	High
Managed By	:	PT. AIA FINANCIAL
Fund Size (million)	:	USD 13.46
Fund Management Fee	:	2.10% per annum
Pricing Frequency	:	Daily
Benchmark	:	100% MSCI Golden Dragon Index
Custodian Bank	:	Citibank, N.A
Total Unit	:	9,961,910.7300

FUND PERFORMANCE

Fund	Fund Performance						
	1 Month	3 Months	YTD	1 Year	Annualised		
					3 Years	5 Years	Since Inception
USD Prime Greater China Equity**	0.70%	-3.64%	29.82%	29.82%	7.38%	-2.24%	4.78%
Benchmark*	1.32%	-0.83%	32.11%	32.11%	15.76%	0.97%	5.21%

*Current benchmark is effective since inception

*Benchmark Performance calculation includes price change, reinvestment of dividends/coupons and deduction of expenses.

**Fund Performance (Net Asset Value) calculation is already included cost related to transaction, management fee and administrative fee

LAST 3 YEARS CUMULATIVE RETURN

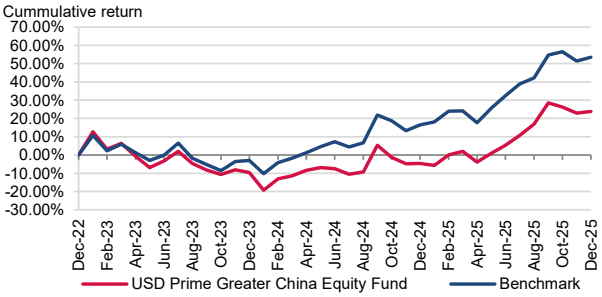

ANNUAL & MONTHLY RETURN

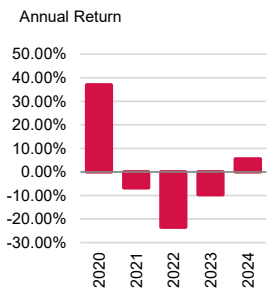

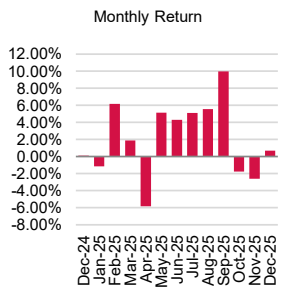

ASSET ALLOCATION

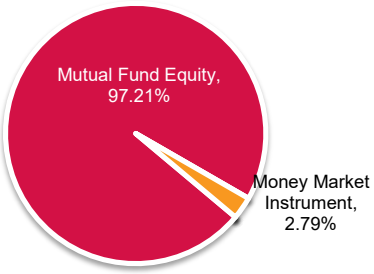

PORTFOLIO ALLOCATION

- IShares Core MSCI China ETF
- Schroder Int. Greater China AAC MF
- TD + Cash

FUND MANAGER COMMENTARY

In December USD Prime Greater China Equity Fund booked +0.70%MoM, which was slightly below benchmark performance. Last month, Global equity delivered positive returns in December 2025. Across the major geographic regions in USD terms, Europe equities led, while India and China equities lagged in December 2025. The Fed cut rates by 25 bps in-line with market expectation. China and Hong Kong Equity delivered their best annual returns since 2017, outperforming major global peers, despite moderate pullback in December. Caution prevailed in December amid weakening macro activity and rising concern on over the default risk at Vanke. We are moderately constructive on the outlook for risk assets over the medium term.

DISCLAIMER: USD Prime Greater China Equity Fund is an investment-linked fund offered by PT. AIA FINANCIAL. This document is prepared by PT. AIA FINANCIAL and solely for informational use only. This document is not an offer for sale nor a solicitation of an offer to purchase. Investment in unit-link product contains risks including but not limited to political risk, risk on changes in government decree or other government regulations, interest rate risk, liquidity risk, credit risk, equity risk and exchange rate risk. The performances of the funds are not guaranteed; the unit price and the investment result may increase or decrease. Past performances do not constitute a guarantee for future performance.

[AIA – PUBLIC]

FUND FACT SHEET

USD ADVANCED ADVENTUROUS FUND

PT AIA FINANCIAL licensed and supervised by the Financial Services Authority

30 December 2025

PT AIA FINANCIAL

Established in 15 July 1996, PT. AIA FINANCIAL (AIA) is one of the leading life insurance companies in Indonesia that licensed and supervised by the Indonesian Financial Services Authority. AIA Indonesia is a subsidiary of AIA Group Limited, the largest independent publicly listed pan-Asian life insurance group. With experienced personnel, AIA's Investment team has the proficiency to identify economic conditions and investment movements to generate competitive investment returns through a variety of financial instruments such as money market, bonds, shares and/or mutual funds.

INVESTMENT OBJECTIVE

The primary objective of the Portfolio is to achieve long-term optimum total return with the appropriate level of capital risk by holding AIAIM SICAV sub-funds investing in equities, bonds and other fixed income securities in global markets, as well as investment in those types of assets.

TARGET ALLOCATION

0% - 5%	:	Cash & Cash Equivalents
0% - 30%	:	Mutual Funds - Fixed Income
70% - 100%	:	Mutual Funds - Equity

FUND INFORMATION

Investment Strategy	:	Balanced	Fund Size (million)	:	USD 2.16
Launch Date	:	31 March 2021	Fund Management Fee	:	1.45% per annum
Launch Price	:	USD 1.00	Pricing Frequency	:	Daily
Unit Price (NAV)	:	USD 1.2548	Benchmark	:	90% MSCI World Total Return Index + 10% Bloomberg Barclays Global Agg. TR Index
Fund Currency	:	USD			
Risk Level	:	Moderate to High	Custodian Bank	:	Citibank, N.A
Managed By	:	PT. AIA FINANCIAL	Total Unit	:	1,723,617.5217

FUND PERFORMANCE

Fund	Fund Performance						
	1 Month	3 Months	YTD	1 Year	Annualised		
					3 Years	5 Years	Since Inception
USD Advanced Adventurous**	2.13%	3.78%	16.10%	16.10%	14.80%	0.00%	4.89%
Benchmark*	1.16%	3.11%	18.28%	18.28%	18.16%	0.00%	8.99%

*Current benchmark is effective since inception

*Benchmark Performance calculation includes price change, reinvestment of dividends/coupons and deduction of expenses.

**Fund Performance (Net Asset Value) calculation is already included cost related to transaction, management fee and administrative fee

LAST 3 YEAR CUMULATIVE RETURN

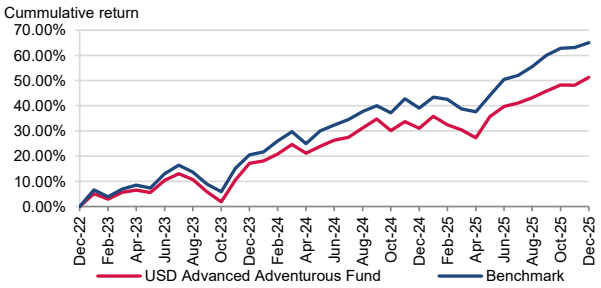

ANNUAL & MONTHLY RETURN

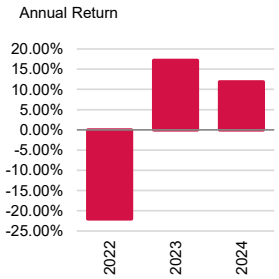

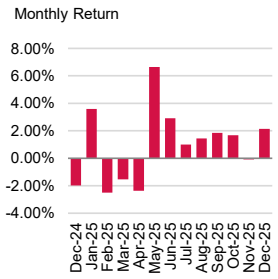

ASSET ALLOCATION

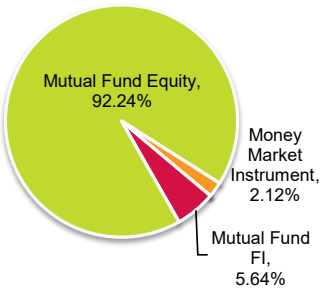

SECTOR ALLOCATION

MF Equity	92.24%
MF Fixed Income	5.64%
TD + Cash	2.12%

TOP HOLDINGS

- AIA Diversified Fixed Income-I MF
- AIA Global Corporate Bond-I MF
- AIA Global Quality Growth-I MF
- AIA Global Select Equity-I MF
- AIA Global Systematic Equity-I MF
- AIA New Multinationals-I MF
- AIA World Quality Equity Fund-I MF

FUND MANAGER COMMENTARY

In December 2025, USD Adventurous Fund booked positive performance of +2.13%mom outperforming the benchmark. Last month, Global equity delivered positive returns in December 2025. Across the major geographic regions in USD terms, Europe equities led, while India and China equities lagged in December 2025. The Fed cut rates by 25 bps in-line with market expectation. China and Hong Kong Equity delivered their best annual returns since 2017, outperforming major global peers, despite moderate pullback in December. Caution prevailed in December amid weakening macro activity and rising concern on over the default risk at Vanke. Bonds were mixed in December 2025. US high yield corporate bonds delivered positive returns while US treasuries and US investment grade corporate bonds were down in USD terms. We are moderately constructive on the outlook for risk assets over the medium term.

DISCLAIMER: USD Advanced Adventurous Fund is an investment-linked fund offered by PT. AIA FINANCIAL. This document is prepared by PT. AIA FINANCIAL and solely for informational use only. This document is not an offer for sale nor a solicitation of an offer to purchase. Investment in unit-link product contains risks including but not limited to political risk, risk on changes in government decree or other government regulations, interest rate risk, liquidity risk, credit risk, equity risk and exchange rate risk. The performances of the funds are not guaranteed; the unit price and the investment result may increase or decrease. Past performances do not constitute a guarantee for future performance.

[AIA – PUBLIC]

FUND FACT SHEET

USD ADVANCED BALANCED FUND

PT AIA FINANCIAL licensed and supervised by the Financial Services Authority

30 December 2025

PT AIA FINANCIAL

Established in 15 July 1996, PT. AIA FINANCIAL (AIA) is one of the leading life insurance companies in Indonesia that licensed and supervised by the Indonesian Financial Services Authority. AIA Indonesia is a subsidiary of AIA Group Limited, the largest independent publicly listed pan-Asian life insurance group. With experienced personnel, AIA's Investment team has the proficiency to identify economic conditions and investment movements to generate competitive investment returns through a variety of financial instruments such as money market, bonds, shares and/or mutual funds.

INVESTMENT OBJECTIVE

The primary objective of the Portfolio is to achieve long-term optimum total return with the appropriate level of capital risk by holding AIAIM SICAV sub-funds investing in equities, bonds and other fixed income securities in global markets, as well as investment in those types of assets.

TARGET ALLOCATION

0% - 5%	:	Cash & Cash Equivalents
20% - 60%	:	Mutual Funds - Fixed Income
40% - 80%	:	Mutual Funds - Equity

FUND INFORMATION

Investment Strategy	:	Balanced	Fund Size (million)	:	USD 0.83
Launch Date	:	05 May 2021	Fund Management Fee	:	1.25% per annum
Launch Price	:	USD 1.00	Pricing Frequency	:	Daily
Unit Price (NAV)	:	USD 1.1463	Benchmark	:	60% MSCI World Total Return Index + 40% Bloomberg Barclays Global Agg. TR Index
Fund Currency	:	USD			
Risk Level	:	Moderate to High	Custodian Bank	:	Citibank, N.A
Managed By	:	PT. AIA FINANCIAL	Total Unit	:	724,319.3498

FUND PERFORMANCE

Fund	Fund Performance						
	1 Month	3 Months	YTD	1 Year	Annualised		
					3 Years	5 Years	Since Inception
USD Advanced Balanced**	1.45%	2.84%	13.84%	13.84%	11.65%	0.00%	2.98%
Benchmark*	0.74%	2.33%	14.17%	14.17%	13.94%	0.00%	5.61%

*Current benchmark is effective since inception

*Benchmark Performance calculation includes price change, reinvestment of dividends/coupons and deduction of expenses.

**Fund Performance (Net Asset Value) calculation is already included cost related to transaction, management fee and administrative fee

LAST 3 YEAR CUMULATIVE RETURN

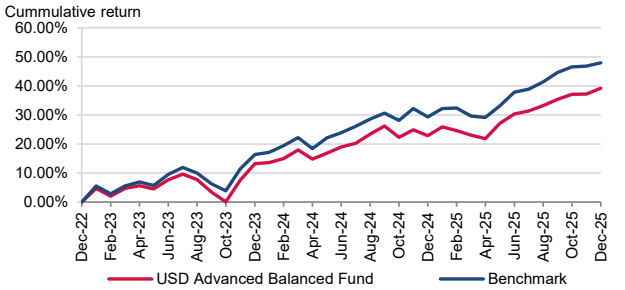

ANNUAL & MONTHLY RETURN

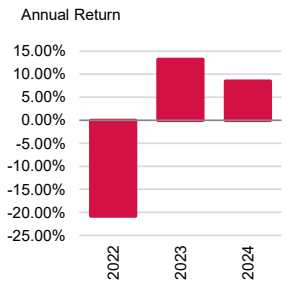

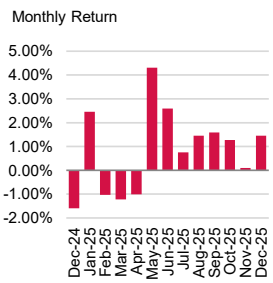

ASSET ALLOCATION

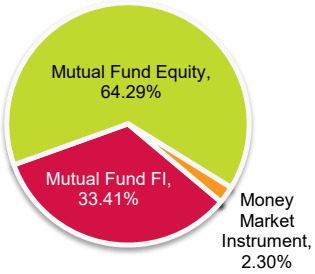

SECTOR ALLOCATION

MF Equity	64.29%
MF Fixed Income	33.41%
TD + Cash	2.30%

TOP HOLDINGS

- AIA Diversified Fixed Income-I MF
- AIA Global Corporate Bond-I MF
- AIA Global Quality Growth-I MF
- AIA Global Select Equity-I MF
- AIA Global Systematic Equity-I MF
- AIA New Multinationals-I MF
- AIA World Quality Equity Fund-I MF

FUND MANAGER COMMENTARY

In December 2025, USD Adventurous Balanced Fund booked positive performance of +1.45%mom, outperforming the benchmark. Last month, Global equity delivered positive returns in December 2025. Across the major geographic regions in USD terms, Europe equities led, while India and China equities lagged in December 2025. The Fed cut rates by 25 bps in-line with market expectation. China and Hong Kong Equity delivered their best annual returns since 2017, outperforming major global peers, despite moderate pullback in December. Caution prevailed in December amid weakening macro activity and rising concern on over the default risk at Vanke. Bonds were mixed in December 2025. US high yield corporate bonds delivered positive returns while US treasuries and US investment grade corporate bonds were down in USD terms. We are moderately constructive on the outlook for risk assets over the medium term.

DISCLAIMER: USD Advanced Balanced Fund is an investment-linked fund offered by PT. AIA FINANCIAL. This document is prepared by PT. AIA FINANCIAL and solely for informational use only. This document is not an offer for sale nor a solicitation of an offer to purchase. Investment in unit-link product contains risks including but not limited to political risk, risk on changes in government decree or other government regulations, interest rate risk, liquidity risk, credit risk, equity risk and exchange rate risk. The performances of the funds are not guaranteed; the unit price and the investment result may increase or decrease. Past performances do not constitute a guarantee for future performance.

[AIA – PUBLIC]

FUND FACT SHEET

USD ADVANCED CONSERVATIVE FUND

PT AIA FINANCIAL licensed and supervised by the Financial Services Authority

30 December 2025

PT AIA FINANCIAL

Established in 15 July 1996, PT. AIA FINANCIAL (AIA) is one of the leading life insurance companies in Indonesia that licensed and supervised by the Indonesian Financial Services Authority. AIA Indonesia is a subsidiary of AIA Group Limited, the largest independent publicly listed pan-Asian life insurance group. With experienced personnel, AIA's Investment team has the proficiency to identify economic conditions and investment movements to generate competitive investment returns through a variety of financial instruments such as money market, bonds, shares and/or mutual funds.

INVESTMENT OBJECTIVE

The primary objective of the Portfolio is to achieve long-term optimum total return with the appropriate level of capital risk by holding AIAIM SICAV sub-funds investing in equities, bonds and other fixed income securities in global markets, as well as investment in those types of assets.

TARGET ALLOCATION

0% - 5%	:	Cash & Cash Equivalents
50% - 90%	:	Mutual Funds - Fixed Income
10% - 50%	:	Mutual Funds - Equity

FUND INFORMATION

Investment Strategy	:	Balanced	Fund Size (million)	:	USD 0.57
Launch Date	:	30 August 2021	Fund Management Fee	:	1.05% per annum
Launch Price	:	USD 1.00	Pricing Frequency	:	Daily
Unit Price (NAV)	:	USD 1.0061	Benchmark	:	30% MSCI World Total Return Index + 70% Bloomberg Barclays Global Agg. TR Index
Fund Currency	:	USD			
Risk Level	:	Moderate to High	Custodian Bank	:	Citibank, N.A
Managed By	:	PT. AIA FINANCIAL	Total Unit	:	567,847.6671

FUND PERFORMANCE

Fund	Fund Performance						
	1 Month	3 Months	YTD	1 Year	Annualised		
					3 Years	5 Years	Since Inception
USD Advanced Conservative**	0.76%	1.91%	10.45%	10.45%	8.20%	0.00%	0.14%
Benchmark*	0.32%	1.56%	10.11%	10.11%	9.79%	0.00%	2.27%

*Current benchmark is effective since inception

*Benchmark Performance calculation includes price change, reinvestment of dividends/coupons and deduction of expenses.

**Fund Performance (Net Asset Value) calculation is already included cost related to transaction, management fee and administrative fee

LAST 3 YEAR CUMULATIVE RETURN

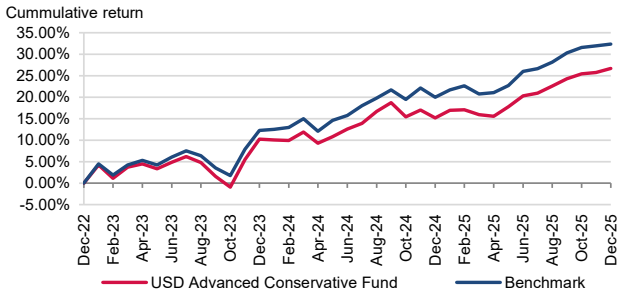

ANNUAL & MONTHLY RETURN

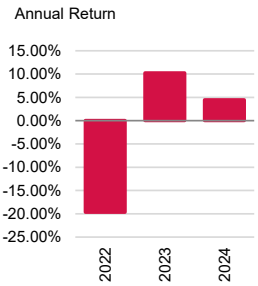

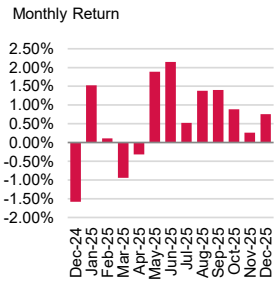

ASSET ALLOCATION

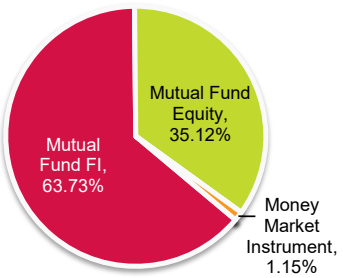

SECTOR ALLOCATION

MF Equity	35.12%
MF Fixed Income	63.73%
TD + Cash	1.15%

TOP HOLDINGS

- AIA Diversified Fixed Income-I MF
- AIA Global Corporate Bond-I MF
- AIA Global Quality Growth-I MF
- AIA Global Select Equity-I MF
- AIA Global Systematic Equity-I MF
- AIA New Multinationals-I MF
- AIA World Quality Equity Fund-I MF

FUND MANAGER COMMENTARY

In December 2025, USD Adventurous Conservative Fund booked positive performance of +0.76%mom, outperforming the benchmark. Last month, Global equity delivered positive returns in December 2025. Across the major geographic regions in USD terms, Europe equities led, while India and China equities lagged in December 2025. The Fed cut rates by 25 bps in-line with market expectation. China and Hong Kong Equity delivered their best annual returns since 2017, outperforming major global peers, despite moderate pullback in December. Caution prevailed in December amid weakening macro activity and rising concern on over the default risk at Vanke. Bonds were mixed in December 2025. US high yield corporate bonds delivered positive returns while US treasuries and US investment grade corporate bonds were down in USD terms. We are moderately constructive on the outlook for risk assets over the medium term.

DISCLAIMER: USD Advanced Conservative Fund is an investment-linked fund offered by PT. AIA FINANCIAL. This document is prepared by PT. AIA FINANCIAL and solely for informational use only. This document is not an offer for sale nor a solicitation of an offer to purchase. Investment in unit-link product contains risks including but not limited to political risk, risk on changes in government decree or other government regulations, interest rate risk, liquidity risk, credit risk, equity risk and exchange rate risk. The performances of the funds are not guaranteed; the unit price and the investment result may increase or decrease. Past performances do not constitute a guarantee for future performance.

[AIA – PUBLIC]