



FUND FACT SHEET

IDR CHINA INDIA INDONESIA EQUITY FUND

PT AIA FINANCIAL licensed and supervised by the Financial Services Authority

29 August 2025

PT AIA FINANCIAL

Established in 15 July 1996, PT. AIA FINANCIAL (AIA) is one of the leading life insurance companies in Indonesia that licensed and supervised by the Indonesian Financial Services Authority. AIA Indonesia is a subsidiary of AIA Group Limited, the largest independent publicly listed pan-Asian life insurance group. With experienced personnel, AIA's Investment team has the proficiency to identify economic conditions and investment movements to generate competitive investment returns through a variety of financial instruments such as money market, bonds, shares and/or mutual funds.

INVESTMENT OBJECTIVE

The Portfolio is an investment option that provides investor with long-term capital appreciation with high risk tolerance.

TARGET ALLOCATION

0% - 20% : Money Market Instruments
80 - 100% : Equity instruments in Indonesia Stock Exchange incl. ETF
0% - 25% : Equity instruments in Hongkong Stock Exchange incl. ETF
0% - 25% : Equity instruments in National Stock Exc. of India incl. ETF

FUND INFORMATION

Investment Strategy	: Equity	Fund Size (million)	: IDR 4,117,015.41
Launch Date	: 06 January 2011	Fund Management Fee	: 2.00% per annum
Launch Price	: IDR 1,000.00	Pricing Frequency	: Daily
Unit Price (NAV)	: IDR 1,915.23	Benchmark	: 70% MSCI Indonesia Index 15% MSCI China + 15% MSCI India Index
Fund Currency	: IDR	Custodian Bank	: Citibank, N.A
Risk Level	: High	Total Unit	: 2,149,621,211.5029
Managed By	: PT. AIA FINANCIAL		

FUND PERFORMANCE

Fund	Fund Performance						
	1 Month	3 Months	YTD	1 Year	Annualised		
					3 Years	5 Years	Since Inception
IDR China-India-Indonesia Equity**	0.98%	-4.31%	0.13%	-4.42%	0.07%	1.97%	4.54%
Benchmark*	0.43%	-2.37%	1.85%	-4.90%	1.28%	4.06%	4.47%

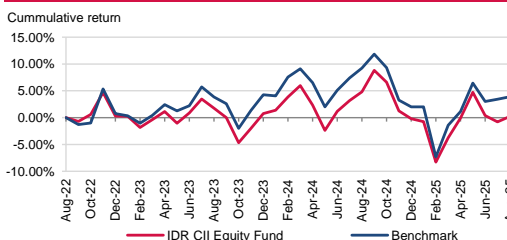
*Current benchmark is effective since 1 Jan 2018

*Benchmark Performance calculation includes price change, reinvestment of dividends/coupons and deduction of expenses.

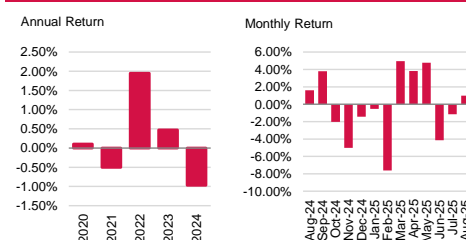
Since inception to 31 Dec 2017: 80% MSCI Indonesia Index + 10% MSCI China + 10% MSCI India Index

**Fund Performance (Net Asset Value) calculation is already included cost related to transaction, management fee and administrative fee

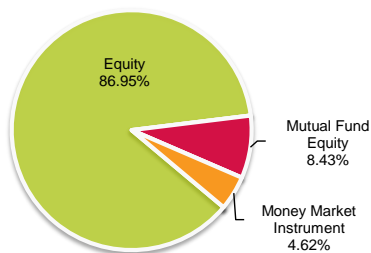
LAST 3 YEARS CUMULATIVE RETURN



ANNUAL & MONTHLY RETURN



ASSET ALLOCATION



SECTOR ALLOCATION

Communication Services	13.97%
Consumer Discretionary	5.11%
Consumer Staples	9.19%
Energy	1.00%
Financials	40.01%
Health Care	1.77%
Industrials	3.34%
Information Technology	2.49%
Materials	6.33%
Real Estate	3.25%
Utilities	0.48%
MF Equity	8.43%
TD + Cash	4.62%

TOP HOLDINGS

Alibaba Group Holding Ltd - Non Affiliates	Indofood CBP Sukses Makmur - Non Affiliates
Aneka Tambang Persero - Non Affiliates	Indofood Sukses Makmur - Non Affiliates
Astra International - Non Affiliates	iShares Core MSCI China ETF
Bank Central Asia - Non Affiliates	Pakuwon Jati - Non Affiliates
Bank Mandiri - Non Affiliates	Sumber Alfaria Trijaya - Non Affiliates
Bank Negara Indonesia - Non Affiliates	Telekom Indonesia Persero - Non Affiliates
Bank Rakyat Indonesia - Non Affiliates	Tencent Holding Ltd - Non Affiliates
BFI Finance Indonesia - Non Affiliates	Vale Indonesia - Non Affiliates
Ciputra Development - Non Affiliates	Xiaomi Corp - Non Affiliates
Erajaya Swasembada - Non Affiliates	
GOTO Gojek Tokopedia - Non Affiliates	

FUND MANAGER COMMENTARY

In August 2025, IDR China India Indonesia Equity Fund booked a positive performance of +0.98% mom, above the benchmark performance. MXID Index recorded a negative performance of -1.19%MoM, the main negative contributor to the index were Financials (-3.12%mom) and Healthcare (-0.15%mom). The large-cap banks were the top detractors with Bank Mandiri (-10.25%), Bank BCA (-4.34%), Bank BRI (-3.13%). Foreign investors continued to remain as the better sellers of the market as they recorded another sizable net outflow of Rp8.3tn. Last month, Global market continued to rally with MSCI World gaining +1.3% MoM. The strongest market was China which rose by +4.5% MoM while on the other spectrum India fell by -3.2%MoM. DXY gained by +3.2%MoM through the course of the month. The US economy remained resilient with US earnings season has been strong thus far, with earnings surprising to the upside. At the macro level, China market benefited from continued US-China trade-talks.

DISCLAIMER: IDR China-India-Indonesia Equity Fund is an investment-linked fund offered by PT. AIA FINANCIAL. This document is prepared by PT. AIA FINANCIAL and solely for informational use only. This document is not an offer for sale nor a solicitation of an offer to purchase. Investment in unit-link product contains risks including but not limited to political risk, risk on changes in government decree or other government regulations, interest rate risk, liquidity risk, credit risk, equity risk and exchange rate risk. The performances of the funds are not guaranteed; the unit price and the investment result may increase or decrease. Past performances do not constitute a guarantee for future performance.