



## FUND FACT SHEET

# USD GLOBAL GROWTH OPPORTUNITY EQUITY FUND

PT AIA FINANCIAL licensed and supervised by the Financial Services Authority

30 April 2025

### PT AIA FINANCIAL

Established in 15 July 1996, PT. AIA FINANCIAL (AIA) is one of the leading life insurance companies in Indonesia that licensed and supervised by the Indonesian Financial Services Authority. AIA Indonesia is a subsidiary of AIA Group Limited, the largest independent publicly listed pan-Asian life insurance group. With experienced personnel, AIA's Investment team has the proficiency to identify economic conditions and investment movements to generate competitive investment returns through a variety of financial instruments such as money market, bonds, shares and/or mutual funds.

### INVESTMENT OBJECTIVE

The Portfolio is an investment option that provides investor with aggressive growth that aims to give superior long-term investment return with high risk tolerance.

### TARGET ALLOCATION

0% - 20% : Money Market Instruments  
80% - 100% : Listed Equities and/ or Equity Mutual Fund(s) incl. ETF listed / invest in global stock markets

### FUND INFORMATION

Investment Strategy : Equity  
Launch Date : 23 September 2016  
Launch Price : USD 1.00  
Unit Price (NAV) : USD 1.31  
Fund Currency : USD  
Risk Level : High  
Managed By : PT. AIA FINANCIAL

Fund Size (million) : USD 40.88  
Fund Management Fee : 2.10% per annum  
Pricing Frequency : Daily  
Benchmark : 90% MSCI World Index + 10% MSCI Asia Ex. Japan  
Custodian Bank : Citibank, N.A  
Total Unit : 31,121,918.56

### FUND PERFORMANCE

Fund	Fund Performance						
	1 Month	3 Months	YTD	1 Year	Annualised		
					3 Years	5 Years	Since Inception
USD Global Growth Opportunity Equity**	-1.83%	-7.07%	-5.25%	0.24%	3.83%	4.67%	3.22%
Benchmark*	-0.98%	-3.51%	-0.70%	9.59%	7.48%	10.09%	7.37%

\*Current benchmark is effective since 1 Jan 2018

\*Benchmark Performance calculation includes price change, reinvestment of dividends/coupons and deduction of expenses.  
Since inception to 31 Dec 2017: 90% Dow Jones Islamic Mkt World Index + 10% MSCI World Index

\*\*Fund Performance (Net Asset Value) calculation is already included cost related to transaction, management fee and administrative fee

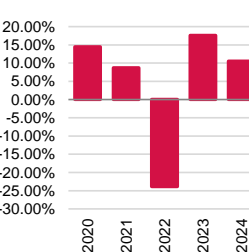
### LAST 3 YEARS CUMULATIVE RETURN

Cummulative Return

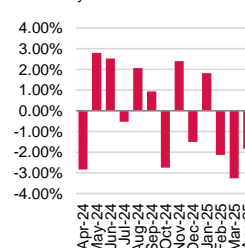


### ANNUAL & MONTHLY RETURN

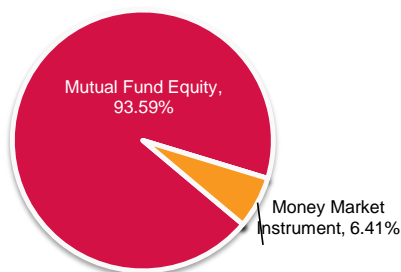
Annual Return



Monthly Return



### ASSET ALLOCATION



### PORTFOLIO ALLOCATION

AIA Global Multi-Factor Equity MF  
AIA Global Select Equity MF  
AIA New Multinationals MF  
BNP Paribas Cakra Syariah Fund MF  
Mandiri Global Sharia Equity Dollar MF  
TD + Cash

### FUND MANAGER COMMENTARY

In April 2025, USD Global Growth Opportunity Equity Fund booked negative performance of -1.83% mom, below the benchmark performance. Last month, Markets across the globe were thrown into turmoil in April, with the Trump administration's tariff policy deeply undermining confidence. It was a volatile April 2025 which saw global equities starting the month under pressure due to the Liberation Day announcements. However, a 90-day reprieve announced by the US administration coupled with expectations of trade catalyzed a strong rebound in the equity markets. April has been a turbulent month for China equity market, as weaker macro and tariff headlines continue to weigh in market sentiment. China's first quarter of 2025 GDP actually was better than expected growing by +5.4%. Going forward, equity market will continue to depend on the development of global and domestic factors such as development on global inflationary pressure and subsequent policy reaction, global economic growth, and geopolitical situation.

**DISCLAIMER:** USD Global Growth Opportunity Equity Fund is an investment-linked fund offered by PT. AIA FINANCIAL. This document is prepared by PT. AIA FINANCIAL and solely for informational use only. This document is not an offer for sale nor a solicitation of an offer to purchase. Investment in unit-link product contains risks including but not limited to political risk, risk on changes in government decree or other government regulations, interest rate risk, liquidity risk, credit risk, equity risk and exchange rate risk. The performances of the funds are not guaranteed; the unit price and the investment result may increase or decrease. Past performances do not constitute a guarantee for future performance.