



## FUND FACT SHEET

# IDR ULTIMATE EQUITY FUND

PT AIA FINANCIAL licensed and supervised by the Financial Services Authority

30 April 2025

### PT AIA FINANCIAL

Established in 15 July 1996, PT. AIA FINANCIAL (AIA) is one of the leading life insurance companies in Indonesia that licensed and supervised by the Indonesian Financial Services Authority. AIA Indonesia is a subsidiary of AIA Group Limited, the largest independent publicly listed pan-Asian life insurance group. With experienced personnel, AIA's Investment team has the proficiency to identify economic conditions and investment movements to generate competitive investment returns through a variety of financial instruments such as money market, bonds, shares and/or mutual funds.

### INVESTMENT OBJECTIVE

The Portfolio shall be managed to provide competitive long-term total returns through a portfolio of equities which are listed in the Indonesia Stock Exchange (IDX). The Fund's target is to deliver alpha on top of designated Benchmark Index's return.

### TARGET ALLOCATION

0% - 20% : Money Market Instruments  
80% - 100% : Equities listed in IDX

### FUND INFORMATION

Investment Strategy	: Equity	Fund Size (million)	: IDR 219,897.93
Launch Date	: 26 October 2018	Fund Management Fee	: 2.40% per annum
Launch Price	: IDR 1,000.00	Pricing Frequency	: Daily
Unit Price (NAV)	: IDR 919.94	Benchmark	: 100% IDX80 Index (Customized)
Fund Currency	: IDR	Custodian Bank	: Citibank, N.A
Risk Level	: High	Total Unit	: 239,034,010.1455
Managed By	: PT. Schrodgers Investment Management Indonesia (since at May 22 <sup>nd</sup> , 2023)		

### FUND PERFORMANCE

Fund	Fund Performance						
	1 Month	3 Months	YTD	1 Year	Annualised		
					3 Years	5 Years	Since Inception
IDR Ultimate Equity**	7.28%	-3.06%	-5.03%	-11.08%	-5.39%	3.92%	-1.27%
Benchmark*	8.24%	-4.82%	-5.77%	-12.01%	-5.29%	5.24%	0.85%

\*Current benchmark is effective from 22 May 2023

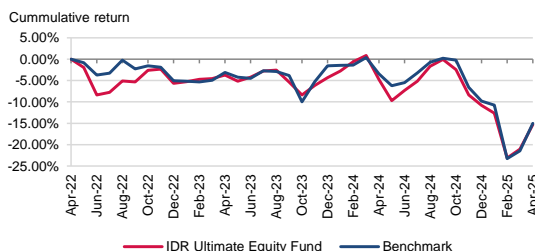
\*Benchmark Performance calculation includes price change, reinvestment of dividends/coupons and deduction of expenses.

Since inception to 30 Apr 2022: 98% Jakarta Composite Index + 2% 3-Month IDR Avg Time Deposit (Net)

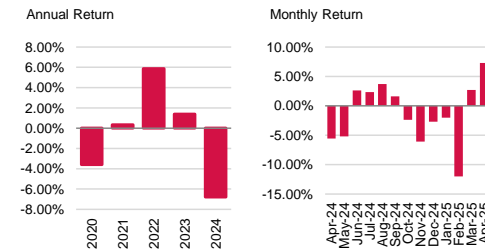
1 May 2022 - 21 May 2023 : 98% Jakarta Composite Index + 2% IDR 1-Month Time Deposit Index (Net)

\*\*Fund Performance (Net Asset Value) calculation is already included cost related to transaction, management fee and administrative fee

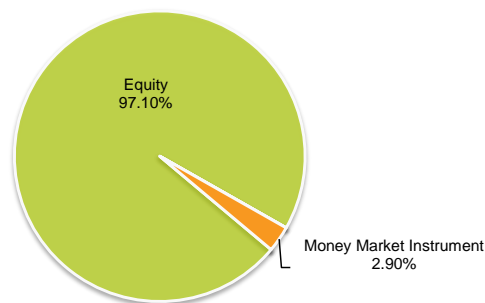
### LAST 3 YEARS CUMULATIVE RETURN



### ANNUAL & MONTHLY RETURN



### ASSET ALLOCATION



### SECTOR ALLOCATION

Communication Services	7.57%
Consumer Discretionary	9.72%
Consumer Staples	22.10%
Energy	2.98%
Financials	30.09%
Health Care	8.51%
Industrials	4.50%
Information Technology	0.67%
Materials	6.85%
Real Estate	3.62%
Utilities	0.50%
TD + Cash	2.90%

### TOP HOLDINGS

AKR Corporindo - Non Affiliates	Indofood CBP Sukses Makmur - Non Affiliates
Bank Central Asia - Non Affiliates	Jasa Marga (Persero) - Non Affiliates
Bank Mandiri - Non Affiliates	Kalbe Farma - Non Affiliates
Bank Rakyat Indonesia Persero - Non Affiliates	Mayora Indah - Non Affiliates
Bumi Resources Minerals - Non Affiliates	Merdeka Copper Gold - Non Affiliates
Charoen Pokphand Indonesia - Non Affiliates	Mitra Keluarga Karyasehat - Non Affiliates
Ciputra Development - Non Affiliates	Telekom Indonesia Persero - Non Affiliates
GOTO Gojek Tokopedia - Non Affiliates	Triputra Agro Persada - Non Affiliates

### FUND MANAGER COMMENTARY

In April 2025, positions that contributed positively to our fund performance are our overweight in Banks and Consumer Staples. Meanwhile positions that affected our performance negatively are our underweight in Communication Services and Metal mining. Select communication services that we underweight increase after large share price decline in 1Q25. Finally, our underweight in select metal mining hurt our performance since gold price continued to increase.

**DISCLAIMER:** IDR Ultimate Equity Fund is an investment-linked fund offered by PT. AIA FINANCIAL. This document is prepared by PT. AIA FINANCIAL and solely for informational use only. This document is not an offer for sale nor a solicitation of an offer to purchase. Investment in unit-link product contains risks including but not limited to political risk, risk on changes in government decree or other government regulations, interest rate risk, liquidity risk, credit risk, equity risk and exchange rate risk. The performances of the funds are not guaranteed; the unit price and the investment result may increase or decrease. Past performances do not constitute a guarantee for future performance.