



FUND FACT SHEET

USD FIXED INCOME FUND

PT AIA FINANCIAL licensed and supervised by the Financial Services Authority

30 September 2024

PT AIA FINANCIAL

Established in 15 July 1996, PT. AIA FINANCIAL (AIA) is one of the leading life insurance companies in Indonesia that licensed and supervised by the Indonesian Financial Services Authority. AIA Indonesia is a subsidiary of AIA Group Limited, the largest independent publicly listed pan-Asian life insurance group. With experienced personnel, AIA's Investment team has the proficiency to identify economic conditions and investment movements to generate competitive investment returns through a variety of financial instruments such as money market, bonds, shares and/or mutual funds.

INVESTMENT OBJECTIVE

The Portfolio shall be managed to provide investor an attractive investment return through strategic and selective investments in US dollar denominated fixed income instruments with moderate risk tolerance.

TARGET ALLOCATION

0% - 20% : Money Market Instruments
80% - 100% : Fixed Income Securities

FUND INFORMATION

Investment Strategy	: Fixed Income	Fund Size (million)	: USD 42.26
Launch Date	: 7 November 2000	Fund Management Fee	: 1.45% per annum
Launch Price	: USD 1.00	Pricing Frequency	: Daily
Unit Price (NAV)	: USD 3.16	Benchmark	: 90% Bloomberg Barclays EM USD Sovereign: Indonesia Total Return Index Unhedged USD 10% Indonesia Deposit Rate Avg 3-Month USD (Net)
Fund Currency	: USD	Benchmark Duration	: 7.42
Risk Level	: Moderate	Custodian Bank	: Citibank, N.A
Fund Duration	: 7.54	Total Unit	: 13,357,933.2665
Managed By	: PT. AIA FINANCIAL		

FUND PERFORMANCE

Fund	Fund Performance						
	1 Month	3 Months	YTD	1 Year	Annualised		
					3 Years	5 Years	Since Inception
USD Fixed Income**	1.44%	5.46%	3.69%	12.84%	-0.23%	1.20%	4.94%
Benchmark*	1.35%	5.43%	2.82%	11.46%	-1.36%	0.35%	0.71%

*Current benchmark is effective from 1 Jan 2019

*Benchmark Performance calculation includes price change, reinvestment of dividends/coupons and deduction of expenses.

From 1 Dec 2018 to 31 Dec 2018: 90% BBG USD EM Indonesia Sov. Bond Indonesia + 10% Deposit Rate Avg 1M USD (Net)

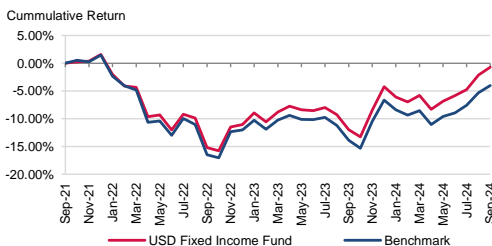
From 1 Dec 2016 to 31 Dec 2017: 90% BBG USD EM Indonesia Sov. Bond Indonesia + 10% Deposit Rate Avg 3M USD (Net)

From 1 Mar 2013 to 30 Nov 2016: Indonesia Deposit Rate Avg 3M USD (Net)

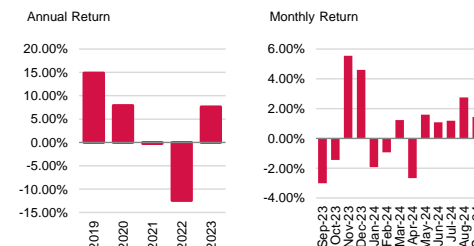
Since inception to 28 Feb 2013: Indonesia Deposit Rate Avg 1M USD (Net)

**Fund Performance (Net Asset Value) calculation is already included cost related to transaction, management fee and administrative fee

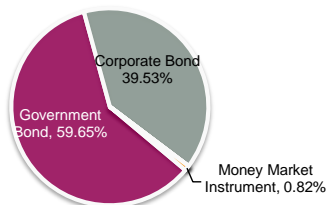
LAST 3 YEARS CUMULATIVE RETURN



ANNUAL & MONTHLY RETURN



ASSET ALLOCATION



SECTOR ALLOCATION



TOP HOLDINGS

Bank of East Asia Bond 2027 - Non Affiliates	INDON 2045
DBS Group Holding Ltd Bond 2049 - Non Affiliates	INDON 2047
HSBC Holdings Bond 2027 - Non Affiliates	INDON 2048
INDOIS 2032	INDON 2049
INDOIS 2051	Pertamina Geothermal Energy Tbk Bond 2028 - Non Affiliates
INDON 2030	PT Bank Mandiri Tbk Bond 2026 - Non Affiliates
INDON 2032	PT Bank Negara Indonesia Tbk Bond 2029 - Non Affiliates
INDON 2037	Standard Chartered Bond 2028 - Non Affiliates
INDON 2038	United Overseas Bank Ltd Bond 2032 - Non Affiliates
INDON 2043	

FUND MANAGER COMMENTARY

The USD Fixed Income Fund experienced a positive return of +1.44% in September 2024. This was influenced by the 10-year US Treasury yield and USD Indonesia Government bond yield, which both decreased by -12 bps to 3.78% and 4.60%, respectively. Meanwhile, The Federal Reserve cut interest rates by 50 basis points and lifted forecasts for further rate cuts this year, as the central bank kicks off a rate-cut cycle to shore up the economy following a prolonged battle against surging inflation.

DISCLAIMER: USD Fixed Income Fund is an investment-linked fund offered by PT. AIA FINANCIAL. This document is prepared by PT. AIA FINANCIAL and solely for informational use only. This document is not an offer for sale nor a solicitation of an offer to purchase. Investment in unit-link product contains risks including but not limited to political risk, risk on changes in government decree or other government regulations, interest rate risk, liquidity risk, credit risk, equity risk and exchange rate risk. The performances of the funds are not guaranteed; the unit price and the investment result may increase or decrease. Past performances do not constitute a guarantee for future performance.