



## FUND FACT SHEET

# IDR DYNAMIC SYARIAH FUND

PT AIA FINANCIAL licensed and supervised by the Financial Services Authority

30 November 2024

### PT AIA FINANCIAL

Established in 15 July 1996, PT. AIA FINANCIAL (AIA) is one of the leading life insurance companies in Indonesia that licensed and supervised by the Indonesian Financial Services Authority. AIA Indonesia is a subsidiary of AIA Group Limited, the largest independent publicly listed pan-Asian life insurance group. With experienced personnel, AIA's Investment team has the proficiency to identify economic conditions and investment movements to generate competitive investment returns through a variety of financial instruments such as money market, bonds, shares and/or mutual funds.

### INVESTMENT OBJECTIVE

The Portfolio is a sharia investment option that provides investor with long-term total returns through investment in selective Sharia-compliant equities of listed companies in the Indonesia Stock Exchange (IDX) and Sharia-compliant fixed income instruments with moderate to high risk tolerance.

### TARGET ALLOCATION

0% - 40% : Sharia Money Market Instruments  
30% - 80% : IDR Sharia Fixed Income securities and/ or  
: Sharia Fixed Income Mutual Fund(s)  
adhered with latest regulations  
30% - 80% : Equities listed in Sharia Index

### FUND INFORMATION

Investment Strategy : Sharia Balanced  
Launch Date : 10 June 2015  
Launch Price : IDR 1,000.00  
Unit Price (NAV) : IDR 1,146.96  
Fund Currency : IDR  
Risk Level : Moderate to High  
Managed By : PT. AIA FINANCIAL

Fund Size (million) : IDR 31,185.32  
Fund Management Fee : 1.85% per annum  
Pricing Frequency : Daily  
Benchmark : 50% Indonesia Sharia Stock Index  
50% Indonesia Gov. Sukuk Index (IGSIX)  
Custodian Bank : Citibank, N.A  
Total Unit : 27,189,661.5134

### FUND PERFORMANCE

Fund	Fund Performance						
	1 Month	3 Months	YTD	1 Year	Annualised		
					3 Years	5 Years	Since Inception
IDR Dynamic Syariah**	-2.66%	-1.13%	2.40%	2.98%	1.33%	0.57%	1.46%
Benchmark*	-2.31%	-1.12%	3.24%	4.33%	5.38%	2.75%	2.94%

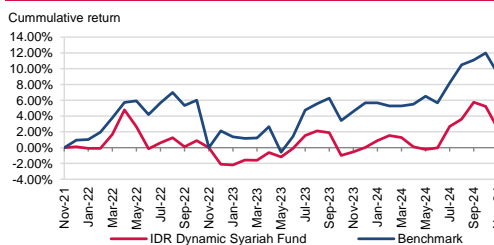
\*Current benchmark is effective from 1 Jan 2020

\*Benchmark Performance calculation includes price change, reinvestment of dividends/coupons and deduction of expenses.

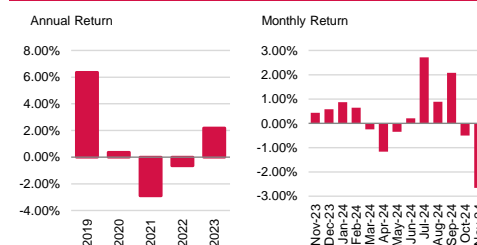
Since inception to 31 Dec 2019: 50% Indonesia Sharia Stock Index + 50% 3-Month IDR Avg Time Deposit (Net)

\*\*Fund Performance (Net Asset Value) calculation is already included cost related to transaction, management fee and administrative fee

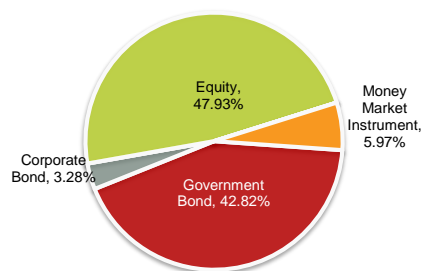
### LAST 3 YEARS CUMULATIVE RETURN



### ANNUAL & MONTHLY RETURN



### ASSET ALLOCATION



### SECTOR ALLOCATION

Communication Services	6.20%
Consumer Discretionary	5.95%
Consumer Staples	8.79%
Energy	4.26%
Financials	2.55%
Health Care	2.12%
Industrials	6.39%
Information Technology	1.13%
Materials	7.41%
Real Estate	2.54%
Utilities	0.59%
Communication Services (Bond)	3.28%
Government Bond	42.82%
TD + Cash	5.97%

### TOP HOLDINGS

Amman Mineral Internasional - Non Affiliates	Indosat - Non Affiliates	PBS028
Arwana Citramulia - Non Affiliates	MAP Aktif Adiperkasa - Non Affiliates	PBS030
Astra International - Non Affiliates	Mastersystem Infotama - Non Affiliates	PBS033
Bank Syariah Indonesia - Non Affiliates	Mayora Indah - Non Affiliates	Semen Indonesia Persero - Non Affiliates
Chandra Asri Pacific - Non Affiliates	Mitra Adiperkasa - Non Affiliates	Sukuk Ijarah Brkljnt III XL Axiata I TH22B - Non Affiliates
Ciputra Development - Non Affiliates	Mitra Pinasthika Mustika - Non Affiliates	Sukuk Negara IFR6
Cisarua Mountain Dairy - Non Affiliates	Pakuwon Jati - Non Affiliates	Telekom Indonesia Persero - Non Affiliates
Indofood CBP Sukses Makmur - Non Affiliates	PBS004	United Tractors - Non Affiliates
Indofood Sukses Makmur - Non Affiliates	PBS012	

### FUND MANAGER COMMENTARY

In November 2024, IDR Dynamic Syariah Fund booked performance of -2.66% mom, below the benchmark performance. During the month, majority of the sector inside Indonesia Sharia Stock Index generated negative return, except for 'Consumer Discretionary' (mainly GOTO IJ) and Information Technology (Mainly DCII IJ). Materials was the largest negative contributor to the index (-2.83% mom), followed by Consumer Staples (-0.49% mom) and Real Estate (-0.47% mom). In November 2024 post Trump election victory, majority of EM equities saw sizeable corrections. Indonesia was one of the worst performing with MSCI Indonesia -7.1% mom and ISSI -4.82% mom. The main reason of Indonesia weakness lies on USDIDR that reached close to 16000 in the month of November, on the back of strong DXY that peaked at 107.6. the weakness in currency brought heavy outflow from the equity asset class, with QTD outflow reaching USD -1.7 billion. IBPA Indonesia Government Sukuk Index Total Return recorded positive by 0.49% on a monthly basis. Market sentiment came from IDR depreciation by -0.94% to Rp 15,845/USD and in line with foreign fund outflow from bond market of -IDR12.8 trillion.

**DISCLAIMER:** IDR Dynamic Syariah Fund is an Sharia investment-linked fund offered by PT. AIA FINANCIAL. This document is prepared by PT. AIA FINANCIAL and solely for informational use only. This document is not an offer for sale nor a solicitation of an offer to purchase. Investment in Sharia unit-link product contains risks including but not limited to political risk, risk on changes in government decree or other government regulations, risk on distribution on income / margin / fee, liquidity risk, credit risk, equity risk and exchange rate risk. The performances of the funds are not guaranteed; the unit price and the investment result may increase or decrease. Past performances do not constitute a guarantee for future performance.