



## FUND FACT SHEET

# USD ADVANCED CONSERVATIVE FUND

PT AIA FINANCIAL licensed and supervised by the Financial Services Authority

31 May 2024

### PT AIA FINANCIAL

Established in 15 July 1996, PT. AIA FINANCIAL (AIA) is one of the leading life insurance companies in Indonesia that licensed and supervised by the Indonesian Financial Services Authority. AIA Indonesia is a subsidiary of AIA Group Limited, the largest independent publicly listed pan-Asian life insurance group. With experienced personnel, AIA's Investment team has the proficiency to identify economic conditions and investment movements to generate competitive investment returns through a variety of financial instruments such as money market, bonds, shares and/or mutual funds.

### INVESTMENT OBJECTIVE

The primary objective of the Portfolio is to achieve long-term optimum total return with the appropriate level of capital risk by holding AIAIM SICAV sub-funds investing in equities, bonds and other fixed income securities in global markets, as well as investment in those types of assets.

### TARGET ALLOCATION

0% - 5% : Cash & Cash Equivalents  
50% - 90% : Mutual Funds - Fixed Income  
10% - 50% : Mutual Funds - Equity

### FUND INFORMATION

Investment Strategy	: Balanced	Fund Size (million)	: USD 0.51
Launch Date	: 30 August 2021	Fund Management Fee	: 1.05% per annum
Launch Price	: USD 1.00	Pricing Frequency	: Daily
Unit Price (NAV)	: USD 0.8802	Benchmark	: 30% MSCI World Total Return Index + 70% Bloomberg Barclays Global Agg. TR Index
Fund Currency	: USD	Custodian Bank	: Citibank, N.A
Risk Level	: Moderate to High	Total Unit	: 580,365.4998
Managed By	: PT. AIA FINANCIAL		

### FUND PERFORMANCE

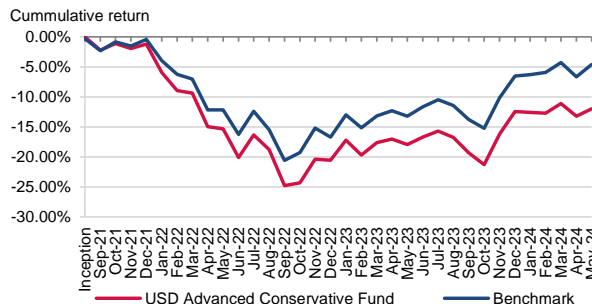
Fund	Fund Performance						
	1 Month	3 Months	YTD	1 Year	Annualised		
					3 Years	5 Years	Since Inception
USD Advanced Conservative**	1.43%	0.83%	0.54%	7.27%	0.00%	0.00%	-4.53%
Benchmark*	2.24%	1.42%	2.08%	9.97%	0.00%	0.00%	-1.65%

\*Current benchmark is effective since inception

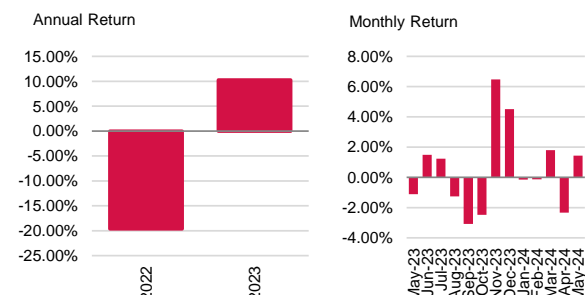
\*Benchmark Performance calculation includes price change, reinvestment of dividends/coupons and deduction of expenses.

\*\*Fund Performance (Net Asset Value) calculation is already included cost related to transaction, management fee and administrative fee

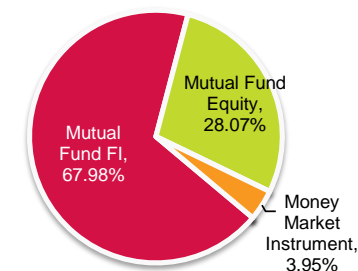
### LAST 2 YEAR CUMULATIVE RETURN



### ANNUAL & MONTHLY RETURN



### ASSET ALLOCATION



### SECTOR ALLOCATION

MF Equity	28.07%
MF Fixed Income	67.98%
TD + Cash	3.95%

### TOP HOLDINGS

AIA Diversified Fixed Income MF  
AIA Global Multi Factor Equity MF  
AIA Global Quality Growth MF  
AIA Global Select Equity MF  
AIA New Multinationals MF

### FUND MANAGER COMMENTARY

Global equities bounced back in May 2024, recovering the losses in April 2024. For the month ending May 2024, Information Technology, and Communication Services led while Energy, Consumer Discretionary and Consumer Staples lagged. In terms of investment styles, Quality and Growth led while Minimum Volatility and High Dividend Yield lagged. Across the major geographic regions, Europe equities outperformed, while China equities lagged. Fundamentals continue to hold up with earnings growth poised to continue their positive trajectory. There are signs that economic growth could be slowing though unlikely at recessionary levels. It is likely rate hike cycle is behind us and that removes a headwind to risk assets. Dips in equity market seen in April saw a rapid recovery, which is a characteristic of an equity bull market. The outlook for equities over the medium term remains constructive.

**DISCLAIMER:** USD Advanced Conservative Fund is an investment-linked fund offered by PT. AIA FINANCIAL. This document is prepared by PT. AIA FINANCIAL and solely for informational use only. This document is not an offer for sale nor a solicitation of an offer to purchase. Investment in unit-link product contains risks including but not limited to political risk, risk on changes in government decree or other government regulations, interest rate risk, liquidity risk, credit risk, equity risk and exchange rate risk. The performances of the funds are not guaranteed; the unit price and the investment result may increase or decrease. Past performances do not constitute a guarantee for future performance.