



FUND FACT SHEET

IDR EQUITY SYARIAH FUND

PT AIA FINANCIAL licensed and supervised by the Financial Services Authority

30 June 2024

PT AIA FINANCIAL

Established in 15 July 1996, PT. AIA FINANCIAL (AIA) is one of the leading life insurance companies in Indonesia that licensed and supervised by the Indonesian Financial Services Authority. AIA Indonesia is a subsidiary of AIA Group Limited, the largest independent publicly listed pan-Asian life insurance group. With experienced personnel, AIA's Investment team has the proficiency to identify economic conditions and investment movements to generate competitive investment returns through a variety of financial instruments such as money market, bonds, shares and/or mutual funds.

INVESTMENT OBJECTIVE

The primary investment objective of the Portfolio is to provide investors with long-term total returns through a portfolio of Sharia-compliant equities which are issued and listed in the Indonesia Stock Exchange (IDX) with high risk tolerance.

TARGET ALLOCATION

0% - 20% : Sharia money market instrument
80% - 100% : Equities listed in Sharia Index

FUND INFORMATION

Investment Strategy	: Sharia Equity	Fund Size (million)	: IDR 390,789.36
Launch Date	: 25 June 2010	Fund Management Fee	: 2.10% per annum
Launch Price	: IDR 1,000.00	Pricing Frequency	: Daily
Unit Price (NAV)	: IDR 776.59	Benchmark	: 98% Jakarta Islamic Index 2% IDR Deposit Rate Avg. 3-month (Net)
Fund Currency	: IDR	Custodian Bank	: Citibank, N.A
Risk Level	: High	Total Unit	: 503,211,179.7098
Managed By	: PT. AIA FINANCIAL		

FUND PERFORMANCE

Fund	Fund Performance						
	1 Month	3 Months	YTD	1 Year	Annualised		
					3 Years	5 Years	Since Inception
IDR Equity Syariah**	-0.55%	-3.37%	-6.04%	-10.12%	-3.09%	-7.55%	-1.79%
Benchmark*	-2.52%	-1.70%	-4.95%	-5.93%	-1.05%	-4.74%	1.38%

*Current benchmark is effective from 1 Mar 2023

*Benchmark Performance calculation includes price change, reinvestment of dividends/coupons and deduction of expenses.

1 May 2022 to 28 Feb 2023: 98% Jakarta Islamic Index + 2% IDR 1-Month Time Deposit Index (Net)

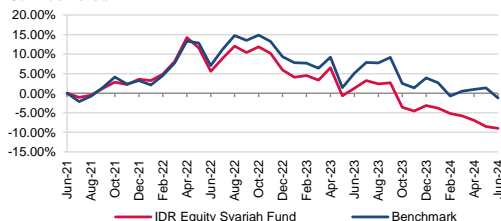
1 Apr 2014 to 30 April 2022: 98% Jakarta Islamic Index + 2% 3-Month IDR Avg Time Deposit (Net)

Since inception to 31 Mar 2014: Jakarta Islamic Index (Total Return)

**Fund Performance (Net Asset Value) calculation is already included cost related to transaction, management fee and administrative fee

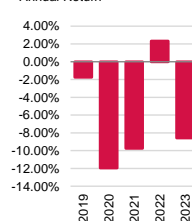
LAST 3 YEARS CUMULATIVE RETURN

Cumulative return

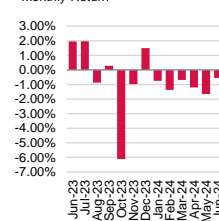


ANNUAL & MONTHLY RETURN

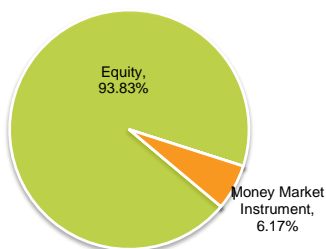
Annual Return



Monthly Return



ASSET ALLOCATION



SECTOR ALLOCATION

Communication Services	19.48%
Consumer Discretionary	9.09%
Consumer Staples	15.28%
Energy	13.18%
Financials	1.81%
Health Care	4.66%
Industrials	11.58%
Information Technology	0.93%
Materials	15.65%
Real Estate	1.64%
Utilities	0.53%
TD + Cash	6.17%

TOP HOLDINGS

Adaro Energy Indonesia - Non Affiliates	GOTO Gojek Tokopedia - Non Affiliates	Mitra Keluarga Karyasehat - Non Affiliates
AKR Corporindo - Non Affiliates	Indah Kiat Pulp and Paper - Non Affiliates	Telekom Indonesia Persero - Non Affiliates
Arwana Citramulia - Non Affiliates	Indofood CBP Sukses Makmur - Non Affiliates	United Tractors - Non Affiliates
Astra International - Non Affiliates	Indofood Sukses Makmur - Non Affiliates	XL Axiata - Non Affiliates
Bank Syariah Indonesia - Non Affiliates	Indosat - Non Affiliates	
Charoen Pokphand Indonesia - Non Affiliates	Kalbe Farma - Non Affiliates	
Ciputra Development - Non Affiliates	Merdeka Copper Gold - Non Affiliates	
Cisarua Mountain Dairy - Non Affiliates	Mitra Adiperkasa - Non Affiliates	

FUND MANAGER COMMENTARY

In June 2024, IDR Equity Syariah Fund booked negative performance of -0.55% mom, better than the benchmark performance. The JCI rebounded in June (+1.3% mom) while the Jakarta Islamic Index (JAKISL) corrected -2.6% mom. By sector inside Jakarta Islamic Index, Materials was the largest negative contributor (-2.89% mom) led by Amman Mineral. Followed by Consumer Discretionary (-1.39% mom) led by Gojek Tokopedia. Last month, Global equities continued their rally with most regions saw positive returns in June, spearheaded by EM and US. US continues to dominate global equity landscape led by Magnificent 7. In June 2024, nowcast for the US GDP continued to reflect positive growth. Eurozone equities suffered by among other things, political worries. Political uncertainty arose after President Macron's unexpected dissolution of the National Assembly in France following the European Parliament election results on 9 June. Indonesian market rebounded nearing the month end after Sri Mulyani came out with the joint statement with Prabowo's team on the maximum 3% fiscal budget limit for 2025. Net foreign outflow declined to Rp 4Tn in June 2024 from Rp 14Tn in May 2024. Rupiah weakness persists as foreign investors were worried about Indonesia's fiscal plan during Prabowo's presidency era after Bloomberg posted an article about the 50% debt-to-GDP ratio. Going forward, the potential of sustainable and structural improvement in Indonesian economy with rising GDP/capita will become positive tailwind for long term Indonesian equity asset class for medium-long term horizon.

DISCLAIMER: IDR Equity Syariah Fund is an Sharia investment-linked fund offered by PT. AIA FINANCIAL. This document is prepared by PT. AIA FINANCIAL and solely for informational use only. This document is not an offer for sale nor a solicitation of an offer to purchase. Investment in Sharia unit-link product contains risks including but not limited to political risk, risk on changes in government decree or other government regulations, risk on distribution on income / margin / fee, liquidity risk, credit risk, equity risk and exchange rate risk. The performances of the funds are not guaranteed; the unit price and the investment result may increase or decrease. Past performances do not constitute a guarantee for future performance.