



FUND FACT SHEET

IDR BALANCED SYARIAH FUND

PT AIA FINANCIAL licensed and supervised by the Financial Services Authority

30 June 2024

PT AIA FINANCIAL

Established in 15 July 1996, PT. AIA FINANCIAL (AIA) is one of the leading life insurance companies in Indonesia that licensed and supervised by the Indonesian Financial Services Authority. AIA Indonesia is a subsidiary of AIA Group Limited, the largest independent publicly listed pan-Asian life insurance group. With experienced personnel, AIA's Investment team has the proficiency to identify economic conditions and investment movements to generate competitive investment returns through a variety of financial instruments such as money market, bonds, shares and/or mutual funds.

INVESTMENT OBJECTIVE

The Portfolio is a sharia investment option that provides investor with long-term total returns through investment in selective Sharia-compliant equities of listed companies in the Indonesia Stock Exchange (IDX) and Sharia-compliant fixed income instruments with moderate to high risk tolerance.

TARGET ALLOCATION

0% - 40% : Sharia Money Market Instruments
30% - 80% : IDR Sharia Fixed Income securities and/ or Sharia Fixed Income Mutual Fund(s) adhered with latest regulations
30% - 80% : Equities listed in Sharia Index

FUND INFORMATION

Investment Strategy : Sharia Balanced
Launch Date : 25 June 2010
Launch Price : IDR 1,000.00
Unit Price (NAV) : IDR 1,462.31
Fund Currency : IDR
Risk Level : Moderate to High
Managed By : PT. AIA FINANCIAL

Fund Size (million) : IDR 153,924.19
Fund Management Fee : 1.85% per annum
Pricing Frequency : Daily
Benchmark : 50% Jakarta Islamic Index
50% Indonesia Gov. Sukuk Index (IGSIX)
Custodian Bank : Citibank, N.A
Total Unit : 105,261,082.3498

FUND PERFORMANCE

Fund	Fund Performance						
	1 Month	3 Months	YTD	1 Year	Annualised		
					3 Years	5 Years	Since Inception
IDR Balanced Syariah**	0.26%	-1.14%	-1.83%	-3.62%	0.52%	-1.77%	2.75%
Benchmark*	-1.19%	-0.41%	-1.51%	-2.12%	1.30%	0.36%	3.34%

*Current benchmark is effective from 1 Jan 2020

*Benchmark Performance calculation includes price change, reinvestment of dividends/coupons and deduction of expenses.

1 Mar 2013 to 31 Dec 2019: 50% Jakarta Islamic Index + 50% 3-Month IDR Avg Time Deposit (Net)

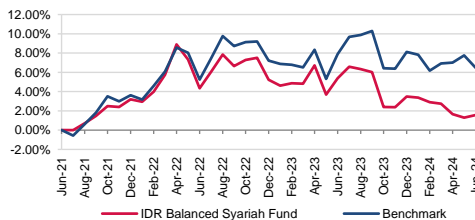
10 Dec 2010 to 28 Feb 2013: 50% Jakarta Islamic Index (Total Return) + 50% SBI Syariah (net)

Since inception to 9 Dec 2010: 100% Jakarta Islamic Index (Total Return)

**Fund Performance (Net Asset Value) calculation is already included cost related to transaction, management fee and administrative fee

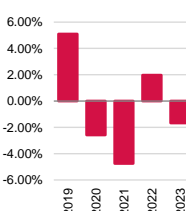
LAST 3 YEARS CUMULATIVE RETURN

Cumulative return

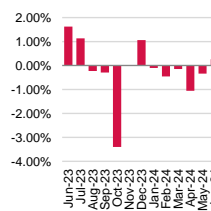


ANNUAL & MONTHLY RETURN

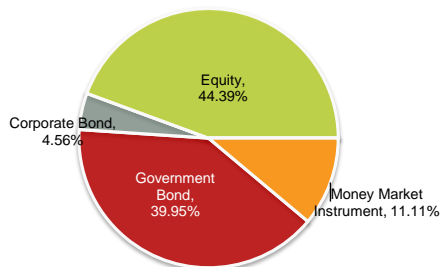
Annual Return



Monthly Return



ASSET ALLOCATION



SECTOR ALLOCATION

Communication Services	8.82%
Consumer Discretionary	4.62%
Consumer Staples	7.94%
Energy	6.12%
Financials	0.84%
Health Care	2.25%
Industrials	5.01%
Information Technology	0.43%
Materials	6.79%
Real Estate	1.02%
Utilities	0.55%
Communication Services (Bond)	4.56%
Government Bond	39.95%
TD + Cash	11.11%

TOP HOLDINGS

Adaro Energy Indonesia - Non Affiliates	Indofood Sukses Makmur - Non Affiliates	PBS028
Arwana Citramulia - Non Affiliates	Indosat - Non Affiliates	PBS029
Astra International - Non Affiliates	Kalbe Farma - Non Affiliates	PBS033
Bank Syariah Indonesia - Non Affiliates	Mayora Indah - Non Affiliates	Sukuk Ijarah Bknjt III XL Axiata I TH22B - Non Affiliates
Ciputra Development - Non Affiliates	Merdeka Copper Gold - Non Affiliates	Sukuk Negara IFR6
Cisarua Mountain Dairy - Non Affiliates	Mitra Adiperkasa - Non Affiliates	Telekom Indonesia Persero - Non Affiliates
GOTO Gojek Tokopedia - Non Affiliates	PBS004	United Tractors - Non Affiliates
Indah Kiat Pulp and Paper - Non Affiliates	PBS005	XL Axiata - Non Affiliates
Indofood CBP Sukses Makmur - Non Affiliates	PBS012	

FUND MANAGER COMMENTARY

In June 2024, IDR Balanced Syariah Fund booked positive performance of +0.26% mom, better than the benchmark performance. The Jakarta Composite Index rebounded in June (+1.3% mom) while the Jakarta Islamic Index (JAKISL) corrected -2.6% mom. By sector inside Jakarta Islamic Index, Materials was the largest negative contributor (-2.89% mom) led by Amman Mineral. Followed by Consumer Discretionary (-1.39% mom) led by Gojek Tokopedia. Last month, Global equities continued their rally with most regions saw positive returns in June, spearheaded by EM and US. US continues to dominate global equity landscape led by Magnificent 7. Indonesian market rebounded nearing the month end after Sri Mulyani came out with the joint statement with Prabowo's team on the maximum 3% fiscal budget limit for 2025. Net foreign outflow declined to Rp 4Tn in June 2024 from Rp 14Tn in May 2024. IBPA Indonesia Government Sukuk Index Total Return recorded positive by 0.33% on a monthly basis. Market sentiment came from IDR depreciation to Rp16,450/USD, the level last seen in the pandemic era. This was driven by concerns over Indonesia's widening fiscal deficit, which was then denied by the incoming government. Meanwhile, Bank Indonesia maintained its interest rates at 6.25%, which is in line with the pro-stability monetary stance.

DISCLAIMER: IDR Balanced Syariah Fund is an Sharia investment-linked fund offered by PT. AIA FINANCIAL. This document is prepared by PT. AIA FINANCIAL and solely for informational use only. This document is not an offer for sale nor a solicitation of an offer to purchase. Investment in Sharia unit-link product contains risks including but not limited to political risk, risk on changes in government decree or other government regulations, risk on distribution on income / margin / fee, liquidity risk, credit risk, equity risk and exchange rate risk. The performances of the funds are not guaranteed; the unit price and the investment result may increase or decrease. Past performances do not constitute a guarantee for future performance.