



## FUND FACT SHEET

# IDR BALANCED FUND

PT AIA FINANCIAL licensed and supervised by the Financial Services Authority

30 June 2024

### PT AIA FINANCIAL

Established in 15 July 1996, PT. AIA FINANCIAL (AIA) is one of the leading life insurance companies in Indonesia that licensed and supervised by the Indonesian Financial Services Authority. AIA Indonesia is a subsidiary of AIA Group Limited, the largest independent publicly listed pan-Asian life insurance group. With experienced personnel, AIA's Investment team has the proficiency to identify economic conditions and investment movements to generate competitive investment returns through a variety of financial instruments such as money market, bonds, shares and/or mutual funds.

### INVESTMENT OBJECTIVE

The Portfolio is an investment option that provide investors with long-term total returns through investment in selective fixed income instruments and equities of listed companies in the Indonesia Stock Exchange (IDX) with moderate to high risk tolerance.

### TARGET ALLOCATION

0% - 40% : Money Market Instruments  
30% - 80% : IDR Fixed Income securities and/ or  
Fixed Income Mutual Fund(s) adhered with latest regulations  
30% - 80% : Equities listed in IDX

### FUND INFORMATION

Investment Strategy	: Balanced	Fund Size (million)	: IDR 321,026.99
Launch Date	: 15 August 2008	Fund Management Fee	: 1.65% per annum
Launch Price	: IDR 1,000.00	Pricing Frequency	: Daily
Unit Price (NAV)	: IDR 2,443.95	Benchmark	: 50% MSCI Indonesia DTR Net
Fund Currency	: IDR		: 50% Bloomberg Barclays EM Local Currency
Risk Level	: Moderate to High		(Indonesia Total Return Index Unhedged IDR)
Managed By	: PT. AIA FINANCIAL	Custodian Bank	: Citibank, N.A
		Total Unit	: 131,355,859.9491

### FUND PERFORMANCE

Fund	Fund Performance						
	1 Month	3 Months	YTD	1 Year	Annualised		
					3 Years	5 Years	Since Inception
IDR Balanced**	0.81%	-4.37%	-1.44%	0.64%	6.74%	2.72%	5.79%
Benchmark*	1.44%	-5.05%	-2.41%	-1.73%	6.17%	3.42%	4.50%

\*Current benchmark is effective from 1 Jan 2021

\*Benchmark Performance calculation includes price change, reinvestment of dividends/coupons and deduction of expenses.

1 Jan 2018 to 31 Dec 2020: 50.0% MSCI Indonesia + 50.0% Bloomberg Indonesia Local Sovereign Index

1 May 2016 to 31 Dec 2017: 50.0% Jakarta Composite Index (Total Return) + 50.0% Bloomberg Indonesia Local Sovereign Index

1 Jul 2015 to 30 Apr 2016: 50.0% Jakarta Composite Index (Total Return) + 50.0% Customized HSBC Indonesia Local Currency Govt Bond TR (Net)

1 Mar 2013 to 30 Jun 2015: 50.0% Jakarta Composite Index (Total Return) + 50.0% Indonesia Deposit Rate Avg 3M IDR (Net)

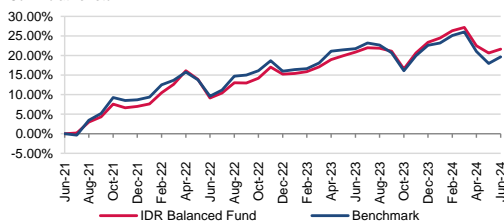
1 Mar 2011 to 28 Feb 2013: 5% Jakarta Composite Index (Total Return) + 95% Indonesia Deposit Rate Avg 3 Months (Net)

Since Inception to 28 Feb 2010: 60% Jakarta Composite Index (Total Index) + 40% Customized HSBC Indonesia Local Currency Govt Bond TR (Net)

\*\*Fund Performance (Net Asset Value) calculation is already included cost related to transaction, management fee and administrative fee

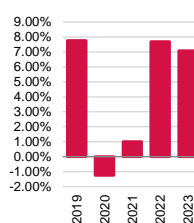
### LAST 3 YEARS CUMULATIVE RETURN

Cummulative return

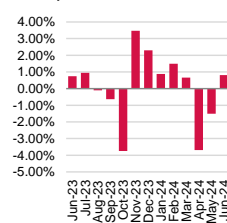


### ANNUAL & MONTHLY RETURN

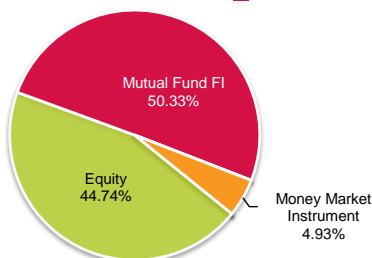
Annual Return



Monthly Return



### ASSET ALLOCATION



### SECTOR ALLOCATION

Communication Services	4.90%
Consumer Discretionary	0.77%
Consumer Staples	4.56%
Energy	1.81%
Financials	25.05%
Health Care	0.70%
Information Technology	1.04%
Industrials	2.08%
Materials	3.83%
MF Fixed Income	50.33%
TD + Cash	4.93%

### TOP HOLDINGS

Astra International - Non Affiliates	Merdeka Copper Gold - Non Affiliates
Bank Central Asia - Non Affiliates	Telekom Indonesia Persero - Non Affiliates
Bank Mandiri - Non Affiliates	
Bank Rakyat Indonesia - Non Affiliates	
BNP Paribas Proxima MF	

### FUND MANAGER COMMENTARY

In June 2024, IDR Balanced Fund booked performance of +0.81%, below the benchmark performance. By sector inside MSCI Indonesia, Financials were the largest positive contributor (+3.1% mom), while Materials were the largest negative contributor (-0.84% mom). Last month, Global equities continued their rally with most regions saw positive returns in June, spearheaded by EM and US. US continues to dominate global equity landscape led by Magnificent 7. Indonesian market rebounded nearing the month end after Sri Mulyani came out with the joint statement with Prabowo's team on the maximum 3% fiscal budget limit for 2025. Net foreign outflow declined to Rp 4Tn in June 2024 from Rp 14Tn in May 2024. Bloomberg EM Local Currency: Indonesia Total Return Index Unhedged IDR recorded positive by 0.02% on monthly basis, while the 10-year government bond yield went up by 15 bps to 7.07%. Market sentiment came from IDR depreciation to Rp16,450/USD, the level last seen in the pandemic era. This was driven by concerns over Indonesia's widening fiscal deficit, which was then denied by the incoming government. Meanwhile, Bank Indonesia maintained its interest rates at 6.25%, which is in line with the pro-stability monetary stance.

**DISCLAIMER:** IDR Balanced Fund is an investment-linked fund offered by PT. AIA FINANCIAL. This document is prepared by PT. AIA FINANCIAL and solely for informational use only. This document is not an offer for sale nor a solicitation of an offer to purchase. Investment in unit-link product contains risks including but not limited to political risk, risk on changes in government decree or other government regulations, interest rate risk, liquidity risk, credit risk, equity risk and exchange rate risk. The performances of the funds are not guaranteed; the unit price and the investment result may increase or decrease. Past performances do not constitute a guarantee for future performance.