



## FUND FACT SHEET

# USD PRIME GREATER CHINA EQUITY FUND

PT AIA FINANCIAL licensed and supervised by the Financial Services Authority

31 July 2024

### PT AIA FINANCIAL

Established in 15 July 1996, PT. AIA FINANCIAL (AIA) is one of the leading life insurance companies in Indonesia that licensed and supervised by the Indonesian Financial Services Authority. AIA Indonesia is a subsidiary of AIA Group Limited, the largest independent publicly listed pan-Asian life insurance group. With experienced personnel, AIA's Investment team has the proficiency to identify economic conditions and investment movements to generate competitive investment returns through a variety of financial instruments such as money market, bonds, shares and/or mutual funds.

### INVESTMENT OBJECTIVE

The Portfolio aims to provide an attractive long term capital growth in USD through investment in offshore equity securities of People's Republic of China, Hongkong SAR, and Taiwan companies.

### TARGET ALLOCATION

0% - 20% : Cash & Cash Equivalents  
80% - 100% : Mutual Funds - Equity

### FUND INFORMATION

Investment Strategy	: Equity	Fund Size (million)	: USD 14.25
Launch Date	: 22 July 2019	Fund Management Fee	: 2.10% per annum
Launch Price	: USD 1.00	Pricing Frequency	: Daily
Unit Price (NAV)	: USD 0.9771	Benchmark	: 100% MSCI Golden Dragon Index
Fund Currency	: USD	Custodian Bank	: Citibank, N.A
Risk Level	: High	Total Unit	: 14,580,963.9867
Managed By	: PT. AIA FINANCIAL		

### FUND PERFORMANCE

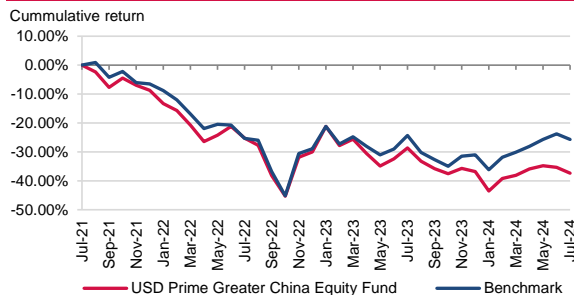
Fund	Fund Performance						
	1 Month	3 Months	YTD	1 Year	Annualised		
					3 Years	5 Years	Since Inception
USD Prime Greater China Equity**	-3.16%	-2.32%	-0.92%	-12.22%	-14.43%	-0.38%	-0.46%
Benchmark*	-2.55%	3.26%	7.63%	-1.92%	-9.47%	-0.76%	-1.05%

\*Current benchmark is effective since inception

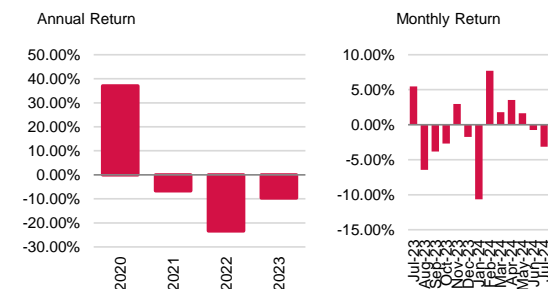
\*Benchmark Performance calculation includes price change, reinvestment of dividends/coupons and deduction of expenses.

\*\*Fund Performance (Net Asset Value) calculation is already included cost related to transaction, management fee and administrative fee

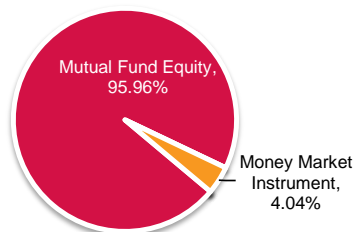
### LAST 3 YEARS CUMULATIVE RETURN



### ANNUAL & MONTHLY RETURN



### ASSET ALLOCATION



### PORTFOLIO ALLOCATION

Schroder Int. Greater China AAC MF  
TD + Cash

### FUND MANAGER COMMENTARY

In July 2024, USD Prime Greater China Equity Fund booked negative performance of -3.16% mom, below the benchmark performance. Last month, global equities rose moderately driven by Japan, South Africa, and India. The semi/Al trade was then further pressured by geopolitics. Potential additional US scrutiny of sales of chip-making equipment to China. A sharp increase in betting odds in favor of a Republican presidential win brought this news into sharper focus. ECB kept the rates unchanged as expected after cutting 25bps in June, ECB maintained its interest rates in July. China equities were quite volatile in July amidst ups and downs in market expectations over more policy support prior to and post the 3rd plenum (15-18 July) and the politburo meeting (30 July). China's 2Q GDP growth moderated to 4.7% yoy. The June activity data continues to send mixed signals. Industrial production came in above expectations, growing 5.3% yoy. Retail sales grew at a subdued pace of 2.0% yoy in June. In June 2024, China's manufacturing PMI remained in contractionary territory for the second consecutive month. Going forward, equity market will continue to depend on the development of global and domestic factors such as development on global inflationary pressure and subsequent policy reaction, global economic growth, and geopolitical situation.

**DISCLAIMER:** USD Prime Greater China Equity Fund is an investment-linked fund offered by PT. AIA FINANCIAL. This document is prepared by PT. AIA FINANCIAL and solely for informational use only. This document is not an offer for sale nor a solicitation of an offer to purchase. Investment in unit-link product contains risks including but not limited to political risk, risk on changes in government decree or other government regulations, interest rate risk, liquidity risk, credit risk, equity risk and exchange rate risk. The performances of the funds are not guaranteed; the unit price and the investment result may increase or decrease. Past performances do not constitute a guarantee for future performance.