



## FUND FACT SHEET

# USD ADVANCED BALANCED FUND

PT AIA FINANCIAL licensed and supervised by the Financial Services Authority

31 July 2024

### PT AIA FINANCIAL

Established in 15 July 1996, PT. AIA FINANCIAL (AIA) is one of the leading life insurance companies in Indonesia that licensed and supervised by the Indonesian Financial Services Authority. AIA Indonesia is a subsidiary of AIA Group Limited, the largest independent publicly listed pan-Asian life insurance group. With experienced personnel, AIA's Investment team has the proficiency to identify economic conditions and investment movements to generate competitive investment returns through a variety of financial instruments such as money market, bonds, shares and/or mutual funds.

### INVESTMENT OBJECTIVE

The primary objective of the Portfolio is to achieve long-term optimum total return with the appropriate level of capital risk by holding AIAIM SICAV sub-funds investing in equities, bonds and other fixed income securities in global markets, as well as investment in those types of assets.

### TARGET ALLOCATION

0% - 5% : Cash & Cash Equivalents  
20% - 60% : Mutual Funds - Fixed Income  
40% - 80% : Mutual Funds - Equity

### FUND INFORMATION

Investment Strategy	: Balanced	Fund Size (million)	: USD 0.98
Launch Date	: 05 May 2021	Fund Management Fee	: 1.25% per annum
Launch Price	: USD 1.00	Pricing Frequency	: Daily
Unit Price (NAV)	: USD 0.9904	Benchmark	: 60% MSCI World Total Return Index + 40% Bloomberg Barclays Global Agg. TR Index
Fund Currency	: USD	Custodian Bank	: Citibank, N.A
Risk Level	: Moderate to High	Total Unit	: 985,021.5585
Managed By	: PT. AIA FINANCIAL		

### FUND PERFORMANCE

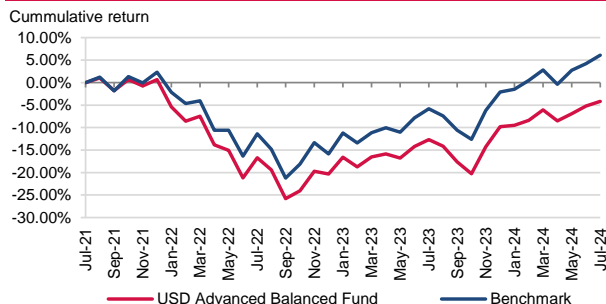
Fund	Fund Performance						
	1 Month	3 Months	YTD	1 Year	Annualised		
					3 Years	5 Years	Since Inception
USD Advanced Balanced**	1.11%	4.76%	6.20%	9.74%	-1.41%	0.00%	-0.30%
Benchmark*	1.82%	6.48%	8.34%	12.66%	1.98%	0.00%	2.95%

\*Current benchmark is effective since inception

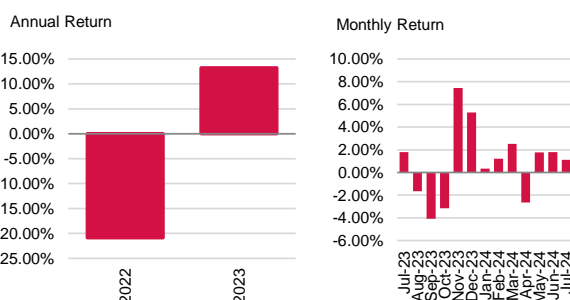
\*Benchmark Performance calculation includes price change, reinvestment of dividends/coupons and deduction of expenses.

\*\*Fund Performance (Net Asset Value) calculation is already included cost related to transaction, management fee and administrative fee

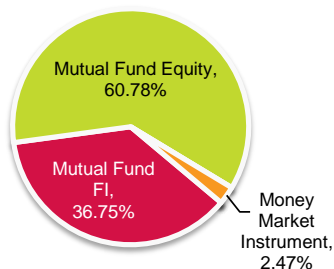
### LAST 3 YEAR CUMULATIVE RETURN



### ANNUAL & MONTHLY RETURN



### ASSET ALLOCATION



### SECTOR ALLOCATION

MF Equity	60.78%
MF Fixed Income	36.75%
TD + Cash	2.47%

### TOP HOLDINGS

AIA Diversified Fixed Income MF  
AIA Global Multi Factor Equity MF  
AIA Global Quality Growth MF  
AIA Global Select Equity MF  
AIA New Multinationals MF

### FUND MANAGER COMMENTARY

In July 2024, USD Advanced Balanced Fund booked positive return of +1.11% mom, below the benchmark. Global equities continued to rally in July 2024, up for the 3 consecutive months since the drawdown in May 2024. For the month ending July 2024, there was a shift in leadership and saw Utilities, Financials and Industrials led while Communication Services, Information Technology and Consumer Discretionary lagged. Treasuries, Investment Grade and High Yield indices delivered positive returns in July 2024. Corporate bonds outperformed Treasuries. Notwithstanding the short-term risk management measures, the outlook for equities over the medium term remains constructive. Fundamentals continue to hold up and while there are signs that economic growth is slowing. For the Elite Funds managed by AIAIM, equities weight has decreased for risk management purposes.

**DISCLAIMER:** USD Advanced Balanced Fund is an investment-linked fund offered by PT. AIA FINANCIAL. This document is prepared by PT. AIA FINANCIAL and solely for informational use only. This document is not an offer for sale nor a solicitation of an offer to purchase. Investment in unit-link product contains risks including but not limited to political risk, risk on changes in government decree or other government regulations, interest rate risk, liquidity risk, credit risk, equity risk and exchange rate risk. The performances of the funds are not guaranteed; the unit price and the investment result may increase or decrease. Past performances do not constitute a guarantee for future performance.