



## FUND FACT SHEET

# USD ADVANCED ADVENTUROUS FUND

PT AIA FINANCIAL licensed and supervised by the Financial Services Authority

29 February 2024

### PT AIA FINANCIAL

Established in 15 July 1996, PT. AIA FINANCIAL (AIA) is one of the leading life insurance companies in Indonesia that licensed and supervised by the Indonesian Financial Services Authority. AIA Indonesia is a subsidiary of AIA Group Limited, the largest independent publicly listed pan-Asian life insurance group. With experienced personnel, AIA's Investment team has the proficiency to identify economic conditions and investment movements to generate competitive investment returns through a variety of financial instruments such as money market, bonds, shares and/or mutual funds.

### INVESTMENT OBJECTIVE

The primary objective of the Portfolio is to achieve long-term optimum total return with the appropriate level of capital risk by holding AIAIM SICAV sub-funds investing in equities, bonds and other fixed income securities in global markets, as well as investment in those types of assets.

### TARGET ALLOCATION

0% - 5% : Cash & Cash Equivalents  
0% - 30% : Mutual Funds - Fixed Income  
70% - 100% : Mutual Funds - Equity

### FUND INFORMATION

Investment Strategy : Balanced  
Launch Date : 31 March 2021  
Launch Price : USD 1.00  
Unit Price (NAV) : USD 1.0022  
Fund Currency : USD  
Risk Level : Moderate to High  
Managed By : PT. AIA FINANCIAL

Fund Size (million) : USD 1.69  
Fund Management Fee : 1.45% per annum  
Pricing Frequency : Daily  
Benchmark : 90% MSCI World Total Return Index +  
10% Bloomberg Barclays Global Agg. TR Index  
Custodian Bank : Citibank, N.A  
Total Unit : 1,681,737.1725

### FUND PERFORMANCE

Fund	Fund Performance						
	1 Month	3 Months	YTD	1 Year	Annualised		
					3 Years	5 Years	Since Inception
USD Advanced Adventurous**	2.37%	9.31%	3.12%	17.37%	N/A	N/A	0.08%
Benchmark*	3.58%	9.46%	4.57%	21.31%	N/A	N/A	5.94%

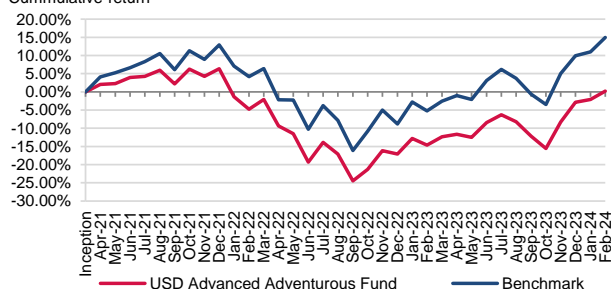
\*Current benchmark is effective since inception

\*Benchmark Performance calculation includes price change, reinvestment of dividends/coupons and deduction of expenses.

\*\*Fund Performance (Net Asset Value) calculation is already included cost related to transaction, management fee and administrative fee

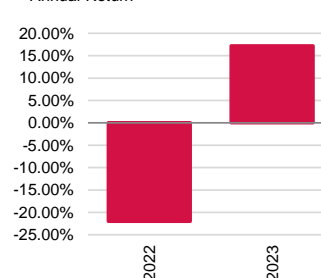
### LAST 2 YEAR CUMULATIVE RETURN

Cummulative return

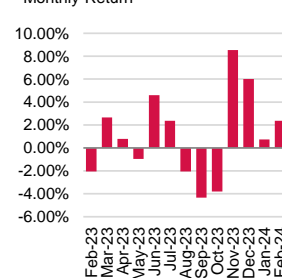


### ANNUAL & MONTHLY RETURN

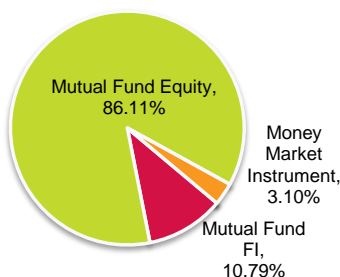
Annual Return



Monthly Return



### ASSET ALLOCATION



### SECTOR ALLOCATION

MF Equity	86.11%
MF Fixed Income	10.79%
TD + Cash	3.10%

### TOP HOLDINGS

AIA Asia Ex Japan Equity MF  
AIA Diversified Fixed Income MF  
AIA Global Multi Factor Equity MF  
AIA Global Quality Growth MF  
AIA Global Select Equity MF  
AIA New Multinationals MF

### FUND MANAGER COMMENTARY

Global equities continued to rally in February 2024 and was up the fourth consecutive month. Consumer Discretionary, Information Technology and Industrials sectors led the rally while the Utilities, Consumer staples and Health Care sectors lagged. The fixed income markets were mixed in February 2024. High Yield index was up modestly while US Treasury index and Investment Grade Corporate Bonds index were down. The outlook for equities over the medium term remains constructive.

**DISCLAIMER:** USD Advanced Adventurous Fund is an investment-linked fund offered by PT. AIA FINANCIAL. This document is prepared by PT. AIA FINANCIAL and solely for informational use only. This document is not an offer for sale nor a solicitation of an offer to purchase. Investment in unit-link product contains risks including but not limited to political risk, risk on changes in government decree or other government regulations, interest rate risk, liquidity risk, credit risk, equity risk and exchange rate risk. The performances of the funds are not guaranteed; the unit price and the investment result may increase or decrease. Past performances do not constitute a guarantee for future performance.