



FUND FACT SHEET

USD ADVANCED ADVENTUROUS FUND

PT AIA FINANCIAL licensed and supervised by the Financial Services Authority

31 August 2024

PT AIA FINANCIAL

Established in 15 July 1996, PT. AIA FINANCIAL (AIA) is one of the leading life insurance companies in Indonesia that licensed and supervised by the Indonesian Financial Services Authority. AIA Indonesia is a subsidiary of AIA Group Limited, the largest independent publicly listed pan-Asian life insurance group. With experienced personnel, AIA's Investment team has the proficiency to identify economic conditions and investment movements to generate competitive investment returns through a variety of financial instruments such as money market, bonds, shares and/or mutual funds.

INVESTMENT OBJECTIVE

The primary objective of the Portfolio is to achieve long-term optimum total return with the appropriate level of capital risk by holding AIAIM SICAV sub-funds investing in equities, bonds and other fixed income securities in global markets, as well as investment in those types of assets.

TARGET ALLOCATION

0% - 5% : Cash & Cash Equivalents
0% - 30% : Mutual Funds - Fixed Income
70% - 100% : Mutual Funds - Equity

FUND INFORMATION

Investment Strategy	: Balanced	Fund Size (million)	: USD 1.98
Launch Date	: 31 March 2021	Fund Management Fee	: 1.45% per annum
Launch Price	: USD 1.00	Pricing Frequency	: Daily
Unit Price (NAV)	: USD 1.0877	Benchmark	: 90% MSCI World Total Return Index + 10% Bloomberg Barclays Global Agg. TR Index
Fund Currency	: USD	Custodian Bank	: Citibank, N.A
Risk Level	: Moderate to High	Total Unit	: 1,818,005.7515
Managed By	: PT. AIA FINANCIAL		

FUND PERFORMANCE

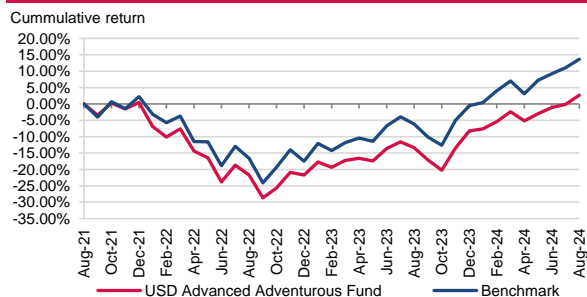
Fund	Fund Performance						
	1 Month	3 Months	YTD	1 Year	Annualised		
					3 Years	5 Years	Since Inception
USD Advanced Adventurous**	2.84%	5.86%	11.91%	18.50%	0.89%	0.00%	2.49%
Benchmark*	2.37%	5.94%	14.26%	21.13%	4.35%	0.00%	6.92%

*Current benchmark is effective since inception

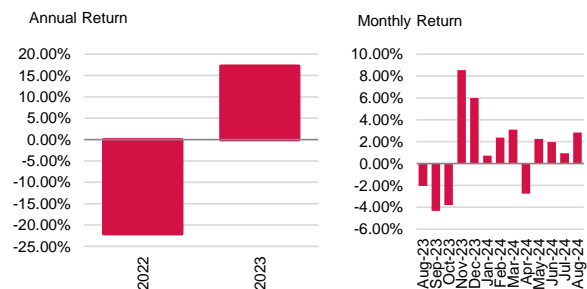
**Benchmark Performance calculation includes price change, reinvestment of dividends/coupons and deduction of expenses.

**Fund Performance (Net Asset Value) calculation is already included cost related to transaction, management fee and administrative fee

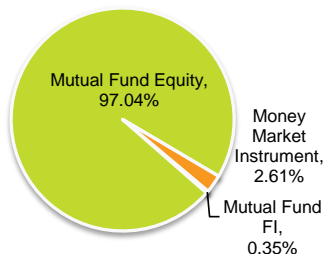
LAST 3 YEAR CUMULATIVE RETURN



ANNUAL & MONTHLY RETURN



ASSET ALLOCATION



SECTOR ALLOCATION

MF Equity	97.04%
MF Fixed Income	0.35%
TD + Cash	2.61%

TOP HOLDINGS

AIA Diversified Fixed Income MF
AIA Global Multi Factor Equity MF
AIA Global Quality Growth MF
AIA Global Select Equity MF
AIA New Multinationals MF

FUND MANAGER COMMENTARY

Global equities continued to rally in August 2024, recovering strongly from the spike in volatility in earlier in the month. For the month ending August 2024, the defensive sectors of Health Care, Consumer Staples and Utilities led while Energy, Consumer Discretionary and Materials lagged. In terms of investment styles, Minimum Volatility outperformed while Momentum underperformed. Across the major geographic regions, Europe equities led, while China equities lagged. The fixed income markets also delivered positive returns in August 2024. US Treasuries, Investment Grade and High Yield indices all delivered positive returns in August 2024. Corporate bonds outperformed Treasuries. Treasuries index was up as US 10-year yield declined in August 2024. Credit spreads of Investment Grade tightened in August 2024 while that of High Yield was about flat. The Commodities markets had mixed performances in August 2024. Gold was up while Oil and Copper were down in August 2024. The US Dollar fell against both DM currencies and Asia currencies in August 2024. Looking ahead, there is capacity for the Elite Funds to add risk. To that end, we are carefully analysing the markets and will be guided by our balance-of-indicators approach.

DISCLAIMER: USD Advanced Adventurous Fund is an investment-linked fund offered by PT. AIA FINANCIAL. This document is prepared by PT. AIA FINANCIAL and solely for informational use only. This document is not an offer for sale nor a solicitation of an offer to purchase. Investment in unit-link product contains risks including but not limited to political risk, risk on changes in government decree or other government regulations, interest rate risk, liquidity risk, credit risk, equity risk and exchange rate risk. The performances of the funds are not guaranteed; the unit price and the investment result may increase or decrease. Past performances do not constitute a guarantee for future performance.