



FUND FACT SHEET

IDR DYNAMIC SYARIAH FUND

PT AIA FINANCIAL licensed and supervised by the Financial Services Authority

31 August 2024

PT AIA FINANCIAL

Established in 15 July 1996, PT. AIA FINANCIAL (AIA) is one of the leading life insurance companies in Indonesia that licensed and supervised by the Indonesian Financial Services Authority. AIA Indonesia is a subsidiary of AIA Group Limited, the largest independent publicly listed pan-Asian life insurance group. With experienced personnel, AIA's Investment team has the proficiency to identify economic conditions and investment movements to generate competitive investment returns through a variety of financial instruments such as money market, bonds, shares and/or mutual funds.

INVESTMENT OBJECTIVE

The Portfolio is a sharia investment option that provides investor with long-term total returns through investment in selective Sharia-compliant equities of listed companies in the Indonesia Stock Exchange (IDX) and Sharia-compliant fixed income instruments with moderate to high risk tolerance.

TARGET ALLOCATION

0% - 40% : Sharia Money Market Instruments
30% - 80% : IDR Sharia Fixed Income securities and/ or
: Sharia Fixed Income Mutual Fund(s)
adhered with latest regulations
30% - 80% : Equities listed in Sharia Index

FUND INFORMATION

Investment Strategy : Sharia Balanced
Launch Date : 10 June 2015
Launch Price : IDR 1,000.00
Unit Price (NAV) : IDR 1,160.10
Fund Currency : IDR
Risk Level : Moderate to High
Managed By : PT. AIA FINANCIAL

Fund Size (million) : IDR 33,425.15
Fund Management Fee : 1.85% per annum
Pricing Frequency : Daily
Benchmark : 50% Indonesia Sharia Stock Index
50% Indonesia Gov. Sukuk Index (IGSIX)
Custodian Bank : Citibank, N.A
Total Unit : 28,812,260.0103

FUND PERFORMANCE

Fund	Fund Performance						
	1 Month	3 Months	YTD	1 Year	Annualised		
					3 Years	5 Years	Since Inception
IDR Dynamic Syariah**	0.88%	3.84%	3.57%	1.44%	2.66%	0.52%	1.62%
Benchmark*	2.11%	3.60%	4.41%	4.53%	7.10%	2.38%	3.14%

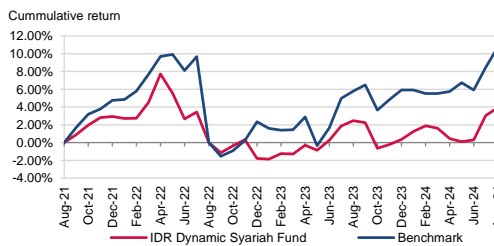
*Current benchmark is effective from 1 Jan 2020

*Benchmark Performance calculation includes price change, reinvestment of dividends/coupons and deduction of expenses.

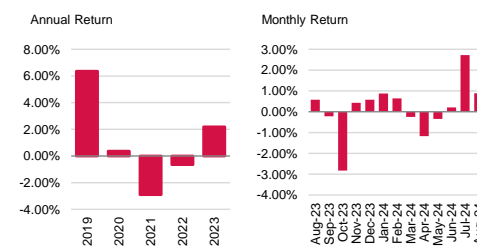
Since inception to 31 Dec 2019: 50% Indonesia Sharia Stock Index + 50% 3-Month IDR Avg Time Deposit (Net)

**Fund Performance (Net Asset Value) calculation is already included cost related to transaction, management fee and administrative fee

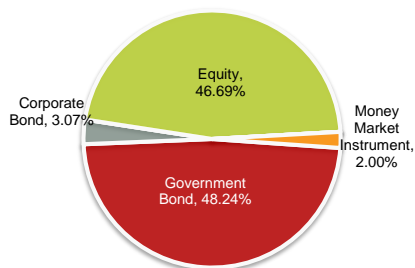
LAST 3 YEARS CUMULATIVE RETURN



ANNUAL & MONTHLY RETURN



ASSET ALLOCATION



SECTOR ALLOCATION

Communication Services	4.79%
Consumer Discretionary	5.22%
Consumer Staples	8.44%
Energy	4.90%
Financials	2.18%
Health Care	2.10%
Industrials	5.52%
Information Technology	1.09%
Materials	8.22%
Real Estate	3.69%
Utilities	0.56%
Communication Services (Bond)	3.07%
Government Bond	48.24%
TD + Cash	2.00%

TOP HOLDINGS

Adaro Energy Indonesia - Non Affiliates	Indosat - Non Affiliates	PBS030
Amman Mineral Internasional - Non Affiliates	Mayora Indah - Non Affiliates	PBS033
Arwana Citramulia - Non Affiliates	Merdeka Copper Gold - Non Affiliates	Sukuk Ijarah Brknjt III XL Axiata I TH22B - Non Affiliates
Astra International - Non Affiliates	Pakuwon Jati - Non Affiliates	Sukuk Negara IFR6
Bank Syariah Indonesia - Non Affiliates	PBS003	Telekom Indonesia Persero - Non Affiliates
Chandra Asri Pacific - Non Affiliates	PBS004	United Tractors - Non Affiliates
Ciputra Development - Non Affiliates	PBS012	
Cisarua Mountain Dairy - Non Affiliates	PBS017	
Indofood CBP Sukses Makmur - Non Affiliates	PBS028	

FUND MANAGER COMMENTARY

In August 2024, IDR Dynamic Syariah Fund booked positive performance of +0.88% mom, below the benchmark performance. The local equity market continued its positive momentum from July into August, despite the number of negative global events like Yen carry trade unwinding, US recession fears and escalating Israel-Iran tensions. Global equities rose over the month MXWO +2.5%MoM/ +16%ytd driven by Brazil, Euro, and South Africa. Jakarta Composite Index booked an even stronger performance in August gained by +5.7% mom. Total net foreign inflow excluding some sizable crossings during the month reached Rp 13.9Tn. By sector inside Indonesia Sharia Stock Index, Energy (especially Dian Swastika) were the largest positive contributors (+1.87% mom), followed by Property (+0.65% mom). Materials (especially Amman Mineral) was the largest negative contributor (-0.3% mom). IBPA Indonesia Government Sukuk Index Total Return recorded positive by 1.11% on a monthly basis. Market sentiment came from IDR appreciation by +4.95% to Rp15,455/USD and in line with foreign fund inflow to bond market of IDR39.2 trillion. Meanwhile, Bank Indonesia maintained its interest rates at 6.25% and changed its outlook for global interest rates, where Bank Indonesia now foresees US Federal Reserve to cut policy rate by 50-bps before the end of this year and 75-bps next year.

DISCLAIMER: IDR Dynamic Syariah Fund is an Sharia investment-linked fund offered by PT. AIA FINANCIAL. This document is prepared by PT. AIA FINANCIAL and solely for informational use only. This document is not an offer for sale nor a solicitation of an offer to purchase. Investment in Sharia unit-link product contains risks including but not limited to political risk, risk on changes in government decree or other government regulations, risk on distribution on income / margin / fee, liquidity risk, credit risk, equity risk and exchange rate risk. The performances of the funds are not guaranteed; the unit price and the investment result may increase or decrease. Past performances do not constitute a guarantee for future performance.