



FUND FACT SHEET

IDR BALANCED FUND

PT AIA FINANCIAL licensed and supervised by the Financial Services Authority

31 August 2024

PT AIA FINANCIAL

Established in 15 July 1996, PT. AIA FINANCIAL (AIA) is one of the leading life insurance companies in Indonesia that licensed and supervised by the Indonesian Financial Services Authority. AIA Indonesia is a subsidiary of AIA Group Limited, the largest independent publicly listed pan-Asian life insurance group. With experienced personnel, AIA's Investment team has the proficiency to identify economic conditions and investment movements to generate competitive investment returns through a variety of financial instruments such as money market, bonds, shares and/or mutual funds.

INVESTMENT OBJECTIVE

The Portfolio is an investment option that provide investors with long-term total returns through investment in selective fixed income instruments and equities of listed companies in the Indonesia Stock Exchange (IDX) with moderate to high risk tolerance.

TARGET ALLOCATION

0% - 40% : Money Market Instruments
30% - 80% : IDR Fixed Income securities and/ or
Fixed Income Mutual Fund(s) adhered with latest regulations
30% - 80% : Equities listed in IDX

FUND INFORMATION

Investment Strategy	: Balanced	Fund Size (million)	: IDR 329,608.54
Launch Date	: 15 August 2008	Fund Management Fee	: 1.65% per annum
Launch Price	: IDR 1,000.00	Pricing Frequency	: Daily
Unit Price (NAV)	: IDR 2,550.50	Benchmark	: 50% MSCI Indonesia DTR Net 50% Bloomberg Barclays EM Local Currency (Indonesia Total Return Index Unhedged IDR)
Fund Currency	: IDR	Custodian Bank	: Citibank, N.A
Risk Level	: Moderate to High	Total Unit	: 129,232,956.8538
Managed By	: PT. AIA FINANCIAL		

FUND PERFORMANCE

Fund	Fund Performance						
	1 Month	3 Months	YTD	1 Year	Annualised		
					3 Years	5 Years	Since Inception
IDR Balanced**	2.46%	5.21%	2.85%	4.13%	7.22%	3.75%	6.01%
Benchmark*	3.00%	6.51%	2.48%	2.43%	6.71%	4.53%	4.77%

*Current benchmark is effective from 1 Jan 2021

*Benchmark Performance calculation includes price change, reinvestment of dividends/coupons and deduction of expenses.

1 Jan 2018 to 31 Dec 2020: 50.0% MSCI Indonesia + 50.0% Bloomberg Indonesia Local Sovereign Index

1 May 2016 to 31 Dec 2017: 50.0% Jakarta Composite Index (Total Return) + 50.0% Bloomberg Indonesia Local Sovereign Index

1 Jul 2015 to 30 Apr 2016: 50.0% Jakarta Composite Index (Total Return) + 50.0% Customized HSBC Indonesia Local Currency Govt Bond TR (Net)

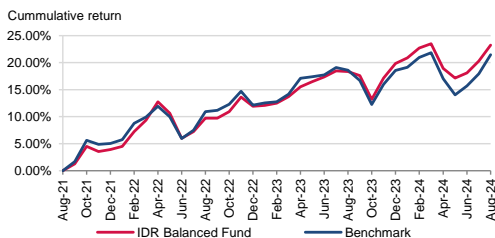
1 Jun 2013 to 30 Jun 2015: 50.0% Jakarta Composite Index (Total Return) + 50.0% Indonesia Deposit Rate Avg 3M IDR (Net)

1 Mar 2011 to 28 Feb 2013: 5% Jakarta Composite Index (Total Return) + 95% Indonesia Deposit Rate Avg 3 Months (Net)

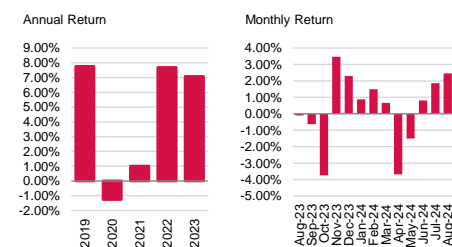
Since Inception to 28 Feb 2010: 60% Jakarta Composite Index (Total Index) + 40% Customized HSBC Indonesia Local Currency Govt Bond TR (Net)

**Fund Performance (Net Asset Value) calculation is already included cost related to transaction, management fee and administrative fee

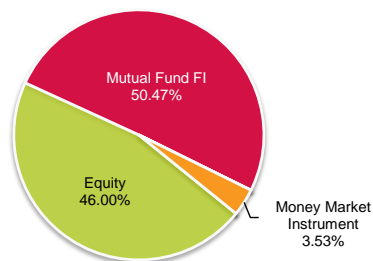
LAST 3 YEARS CUMULATIVE RETURN



ANNUAL & MONTHLY RETURN



ASSET ALLOCATION



SECTOR ALLOCATION

Communication Services	4.01%
Consumer Discretionary	0.78%
Consumer Staples	4.02%
Energy	3.16%
Financials	24.34%
Health Care	1.10%
Information Technology	1.12%
Industrials	2.32%
Materials	3.72%
Real Estate	1.44%
MF Fixed Income	50.47%
TD + Cash	3.53%

TOP HOLDINGS

Astra International - Non Affiliates	Merdeka Copper Gold - Non Affiliates
Bank Central Asia - Non Affiliates	Sumber Alfaria Trijaya - Non Affiliates
Bank Mandiri - Non Affiliates	Summarecon Agung - Non Affiliates
Bank Rakyat Indonesia - Non Affiliates	Telekom Indonesia Persero - Non Affiliates
BNP Paribas Proxima MF	

FUND MANAGER COMMENTARY

In August 2024, IDR Balanced Fund booked performance of +2.46%, below the benchmark performance. The Jakarta Composite Index continued its positive momentum from July into August, despite the number of negative global events like Yen carry trade unwinding, US recession fears and escalating Israel-Iran tensions. Global equities rose over the month MXWO +2.5%MoM/ +16%ytd driven by Brazil, Euro and South Africa. JCI booked an even stronger performance in August gained by +5.7% mom. Total net foreign inflow excluding some sizable crossings during the month reached Rp 13.9Tn. In terms of sector inside MSCI Indonesia, financials were the largest positive contributor (+6.72% mom), followed by Telecommunications (+0.82% mom). All sectors were positive on a mom basis. Bloomberg EM Local Currency: Indonesia Total Return Index Unhedged IDR recorded positive by 1.84% on monthly basis, while the 10-year government bond yield went down by 27 bps to 6.63%. Market sentiment came from IDR appreciation by +4.95% to Rp15,455/USD and in line with foreign fund inflow to bond market of IDR39.2 trillion. Meanwhile, Bank Indonesia maintained its interest rates at 6.25% and changed its outlook for global interest rates, where Bank Indonesia now foresees US Federal Reserve to cut policy rate by 50-bps before the end of this year and 75-bps next year.

DISCLAIMER: IDR Balanced Fund is an investment-linked fund offered by PT. AIA FINANCIAL. This document is prepared by PT. AIA FINANCIAL and solely for informational use only. This document is not an offer for sale nor a solicitation of an offer to purchase. Investment in unit-link product contains risks including but not limited to political risk, risk on changes in government decree or other government regulations, interest rate risk, liquidity risk, credit risk, equity risk and exchange rate risk. The performances of the funds are not guaranteed; the unit price and the investment result may increase or decrease. Past performances do not constitute a guarantee for future performance.