



FUND FACT SHEET

USD ADVANCED ADVENTUROUS FUND

PT AIA FINANCIAL licensed and supervised by the Financial Services Authority

30 September 2023

PT AIA FINANCIAL

Established in 15 July 1996, PT. AIA FINANCIAL (AIA) is one of the leading life insurance companies in Indonesia that licensed and supervised by the Indonesian Financial Services Authority. AIA Indonesia is a subsidiary of AIA Group Limited, the largest independent publicly listed pan-Asian life insurance group. With experienced personnel, AIA's Investment team has the proficiency to identify economic conditions and investment movements to generate competitive investment returns through a variety of financial instruments such as money market, bonds, shares and/or mutual funds.

INVESTMENT OBJECTIVE

The primary objective of the Portfolio is to achieve long-term optimum total return with the appropriate level of capital risk by holding AIAIM SICAV sub-funds investing in equities, bonds and other fixed income securities in global markets, as well as investment in those types of assets.

TARGET ALLOCATION

0% - 5% : Cash & Cash Equivalents
0% - 30% : Mutual Funds - Fixed Income
70% - 100% : Mutual Funds - Equity

FUND INFORMATION

Investment Strategy	: Equity	Fund Size (million)	: USD 1.48
Launch Date	: 31 March 2021	Fund Management Fee	: 1.45% per annum
Launch Price	: USD 1.00	Pricing Frequency	: Daily
Unit Price (NAV)	: USD 0.8781	Benchmark	: 90% MSCI World Total Return Index + 10% Bloomberg Barclays Global Agg. TR Index
Fund Currency	: USD	Custodian Bank	: Citibank, N.A
Risk Level	: Moderate to High	Total Unit	: 1,683,733.3256
Managed By	: PT. AIA FINANCIAL Indonesia		

FUND PERFORMANCE

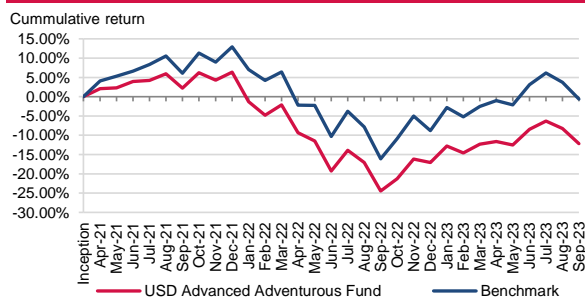
Fund	Fund Performance						
	1 Month	3 Months	YTD	1 Year	Annualised		
					3 Years	5 Years	Since Inception
USD Advanced Adventurous**	-4.33%	-4.08%	5.88%	16.23%	N/A	N/A	-5.07%
Benchmark*	-4.18%	-3.62%	8.95%	18.45%	N/A	N/A	0.90%

*Current benchmark is effective since inception

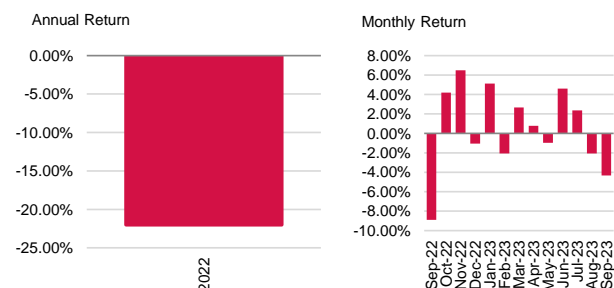
*Benchmark Performance calculation includes price change, reinvestment of dividends/coupons and deduction of expenses.

**Fund Performance (Net Asset Value) calculation is already included cost related to transaction, management fee and administrative fee

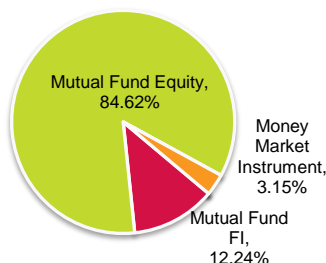
LAST 2 YEAR CUMULATIVE RETURN



ANNUAL & MONTHLY RETURN



ASSET ALLOCATION



SECTOR ALLOCATION

MF Equity	84.62%
MF Fixed Income	12.24%
TD + Cash	3.15%

TOP HOLDINGS

AIA Asia Ex Japan Equity MF
AIA Diversified Fixed Income MF
AIA Global Multi Factor Equity MF
AIA Global Quality Growth MF
AIA Global Select Equity MF
AIA New Multinationals MF

FUND MANAGER COMMENTARY

Over the short term, current economic releases do not suggest that US is about to enter a recession imminently. The US labour market remains strong and wage growth is healthy. In addition, earnings are not expected to dip meaningfully in the near term. As of 29 September 2023, FactSet reports that for Q3 2023, the estimated year-over-year earnings decline for the S&P 500 is marginal at negative 0.1%. FactSet reports that analysts are projecting the S&P 500 to deliver earnings growth of 12.2% and revenue growth of 5.6% for CY 2024. In such an environment, investors should not preclude the scenario of risk assets holding up over the short term. Given the confluence of forces pulling asset markets in different directions, for the adventurous portfolios that are managed by AIAIM, the focus is to construct a well-diversified portfolio. The adventurous portfolios that are managed by AIAIM remain underweight equities. Elite's equity strategy is anchored by AIA New Multinationals Fund and AIA Global Select Equity Fund to provide a balance between investment styles. In addition, AIA Global Quality Growth Fund will also play a part to improve upside capture. We continue to apply bi-directional risk management for the adventurous portfolios that are managed by AIAIM.

DISCLAIMER: USD Advanced Adventurous Fund is an investment-linked fund offered by PT. AIA FINANCIAL. This document is prepared by PT. AIA FINANCIAL and solely for informational use only. This document is not an offer for sale nor a solicitation of an offer to purchase. Investment in unit-link product contains risks including but not limited to political risk, risk on changes in government decree or other government regulations, interest rate risk, liquidity risk, credit risk, equity risk and exchange rate risk. The performances of the funds are not guaranteed; the unit price and the investment result may increase or decrease. Past performances do not constitute a guarantee for future performance.