



## FUND FACT SHEET

## USD ADVANCED BALANCED FUND

PT AIA FINANCIAL licensed and supervised by the Financial Services Authority

31 March 2023

## PT AIA FINANCIAL

Established in 15 July 1996, PT. AIA FINANCIAL (AIA) is one of the leading life insurance companies in Indonesia that licensed and supervised by the Indonesian Financial Services Authority. AIA in Indonesia is a subsidiary of the AIA Group. With experienced personnel, AIA's Investment team manages the investments of all existing funds in accordance with its investment objectives and risk profile. AIA's Investment team has the proficiency to identify economic conditions and investment movements to generate competitive investment returns through a variety of financial instruments such as money market, bonds, shares and/or mutual funds.

## INVESTMENT OBJECTIVE

The primary objective of the Portfolio is to achieve long-term optimum total return with the appropriate level of capital risk by holding AIAIM SICAV sub-funds investing in equities, bonds and other fixed income securities in global markets, as well as investment in those types of assets.

## TARGET ALLOCATION

0% - 5% : Cash & Cash Equivalents  
20% - 60% : Mutual Funds - Fixed Income  
40% - 80% : Mutual Funds - Equity

## FUND INFORMATION

Investment Strategy	: Balanced	Fund Size (million)	: USD 1.28
Launch Date	: 05 May 2021	Fund Management Fee	: 1.25% per annum
Launch Price	: USD 1.00	Pricing Frequency	: Daily
Unit Price (NAV)	: USD 0.8625	Benchmark	: 60% MSCI World Total Return Index + 40% Bloomberg Barclays Global Agg. TR Index
Fund Currency	: USD	Custodian Bank	: Citibank, N.A
Risk Level	: Moderate to High	Total Unit	: 1,485,152.4344
Managed By	: PT. AIA FINANCIAL Indonesia		

## FUND PERFORMANCE

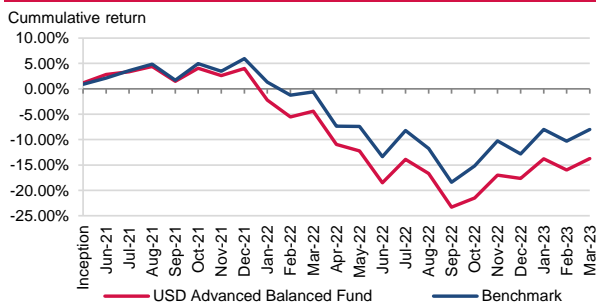
Fund	Fund Performance						
	1 Month	3 Months	YTD	1 Year	Annualised		
					3 Years	5 Years	Since Inception***
USD Advanced Balanced**	2.65%	4.72%	4.72%	-9.79%	N/A	N/A	-7.48%
Benchmark*	2.60%	5.56%	5.56%	-7.43%	N/A	N/A	-3.66%

\*Current benchmark is effective since inception

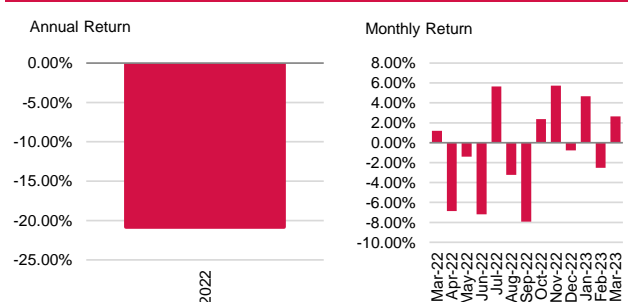
\*\*Fund Performance (Net Asset Value) calculation is already included cost related to transaction, management fee and administrative fee

\*\*\*Performance with less than 1 year is not annualized.

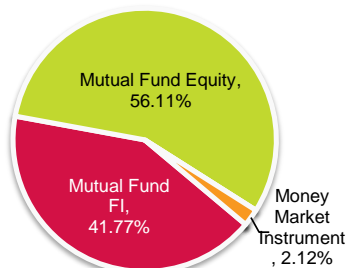
## LAST 1 YEAR CUMULATIVE RETURN



## ANNUAL &amp; MONTHLY RETURN



## ASSET ALLOCATION



## SECTOR ALLOCATION

MF Equity	56.11%
MF Fixed Income	41.77%
TD + Cash	2.12%

## TOP HOLDINGS

AIA Asia Ex Japan Equity MF  
AIA Diversified Fixed Income MF  
AIA Global Multi Factor Equity MF  
AIA Global Quality Growth MF  
AIA Global Select Equity MF  
AIA New Multinationals MF

## FUND MANAGER COMMENTARY

We are far from smooth sailing from here as many of the risks that were present last year such as Russia/Ukraine war, restrictive monetary policy, elevated inflation prints etc. are still present today. The recent stress in the banking system is likely an accelerant of tightening credit conditions that may lead to a further slowdown, which coupled with declining corporate earnings as well as an unwavering Fed determined to tame inflation, has made a recession this year in the US a near-certainty. The Advanced portfolios continue to be diversified with underweight in equities while adopting a neutral stance on fixed income and remaining cautious on High Yield credits due to expectations of widening spreads.

**DISCLAIMER:** USD Advanced Balanced Fund is an investment-linked fund offered by PT. AIA FINANCIAL. This document is prepared by PT. AIA FINANCIAL and solely for informational use only. This document is not an offer for sale nor a solicitation of an offer to purchase. Investment in unit-link product contains risks including but not limited to political risk, risk on changes in government decree or other government regulations, interest rate risk, liquidity risk, credit risk, equity risk and exchange rate risk. The performances of the funds are not guaranteed; the unit price and the investment result may increase or decrease. Past performances do not constitute a guarantee for future performance.