



FUND FACT SHEET

USD PRIME GLOBAL EQUITY FUND

PT AIA FINANCIAL licensed and supervised by the Financial Services Authority

31 January 2023

PT AIA FINANCIAL

Established in 15 July 1996, PT. AIA FINANCIAL (AIA) is one of the leading life insurance companies in Indonesia that licensed and supervised by the Indonesian Financial Services Authority. AIA in Indonesia is a subsidiary of the AIA Group. With experienced personnel, AIA's Investment team manages the investments of all existing funds in accordance with its investment objectives and risk profile. AIA's Investment team has the proficiency to identify economic conditions and investment movements to generate competitive investment returns through a variety of financial instruments such as money market, bonds, shares and/or mutual funds.

INVESTMENT OBJECTIVE

The Portfolio is an investment option that provides investor with aggressive growth that aims to give superior long-term investment return with high risk tolerance.

TARGET ALLOCATION

0% - 20% : Money Market Instruments
80% - 100% : Global Equity

FUND INFORMATION

| | | | |
|---------------------|------------------------------------|---------------------|--------------------------------------|
| Investment Strategy | : Equity | Fund Size (million) | : USD 47.37 |
| Launch Date | : 19 January 2018 | Fund Management Fee | : 2.10% per annum |
| Launch Price | : USD 1.00 | Pricing Frequency | : Daily |
| Unit Price (NAV) | : USD 1.1559 | Benchmark | : 100% DJIM World Developed TR Index |
| Fund Currency | : USD | Custodian Bank | : Citibank, N.A |
| Risk Level | : High | Total Unit | : 40,978,915.5957 |
| Managed By | : PT. BNP Paribas Asset Management | | |

FUND PERFORMANCE

| Fund | Fund Performance | | | | | | |
|---------------------------|------------------|----------|-------|---------|------------|---------|-----------------|
| | 1 Month | 3 Months | YTD | 1 Year | Annualised | | |
| | | | | | 3 Years | 5 Years | Since Inception |
| USD Prime Global Equity** | 6.69% | 7.10% | 6.69% | -10.78% | 3.29% | 3.06% | 2.92% |
| Benchmark* | 8.14% | 12.08% | 8.14% | -12.49% | 5.38% | 4.82% | 5.24% |

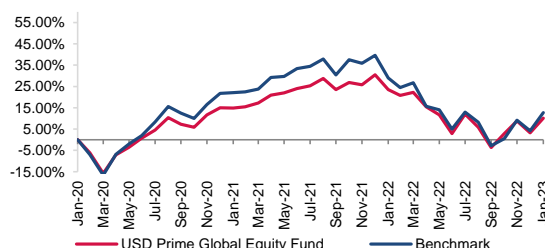
*Current benchmark is effective since 10 January 2023 onwards

Since Inception to 10 January 2023: 90% DJIM World TR Index + 10% MSCI AC Asia Ex. Japan DTR (Net)

**Fund Performance (Net Asset Value) calculation is already included cost related to transaction, management fee and administrative fee

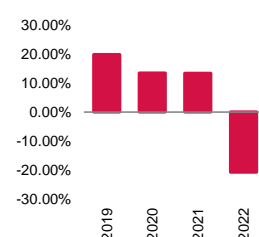
LAST 3 YEARS CUMULATIVE RETURN

Cummulative return

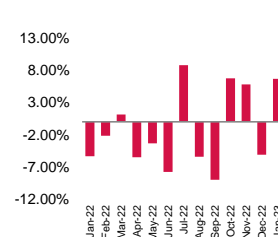


ANNUAL & MONTHLY RETURN

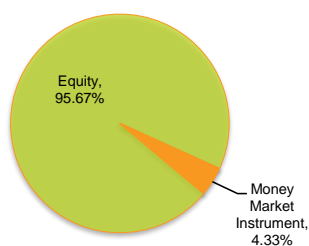
Annual Return



Monthly Return



ASSET ALLOCATION



SECTOR ALLOCATION

| | |
|------------------------|--------|
| Communication Services | 4.26% |
| Consumer Discretionary | 12.89% |
| Consumer Staples | 7.47% |
| Energy | 2.14% |
| Financials | 1.25% |
| Health Care | 17.57% |
| Industrials | 11.39% |
| Information Technology | 33.43% |
| Materials | 4.47% |
| Utilities | 0.82% |
| TD + Cash | 4.33% |

TOP HOLDINGS

| | | | |
|---|--|--|---|
| 3M - Non Affiliates | CISCO SYSTEMS INC - Non Affiliates | MONDELEZ INTERNATIONAL INC - Non Affiliates | TEXAS INSTRUMENTS INC - Non Affiliates |
| ABBOTT LABORATORIES - Non Affiliates | DAIKIN INDUSTRIES LTD - Non Affiliates | NVIDIA CORP - Non Affiliates | TJX COMPANIES INC - Non Affiliates |
| ACCENTURE - Non Affiliates | DANAHER CORP - Non Affiliates | PALO ALTO NETWORKS INC - Non Affiliates | TRANE TECHNOLOGIES PLC - Non Affiliates |
| ADIDAS AG NPV - Non Affiliates | ECOLAB INC - Non Affiliates | PEPSICO INC - Non Affiliates | VISA INC - Non Affiliates |
| AIR PRODUCTS & CHEMICALS INC - Non Affiliates | ELI LILLY & CO - Non Affiliates | PROCTER & GAMBLE CO/THE PG - Non Affiliates | |
| ALPHABET INC - Non Affiliates | FORTIVE CORP - Non Affiliates | RECKITT BENCKISER GROUP PLC - Non Affiliates | |
| AMAZON.COM INC - Non Affiliates | HOME DEPOT INC - Non Affiliates | RELX PLC - Non Affiliates | |
| APPLE INC - Non Affiliates | KEYSIGHT TECHNOLOGIES - Non Affiliates | ROCHE HOLDING AG - Non Affiliates | |
| ASML HOLDING NV - Non Affiliates | L'OREAL - Non Affiliates | SAP SE - Non Affiliates | |
| ASTRAZENECA PLC - Non Affiliates | MEDTRONIC PLC - Non Affiliates | SCHNEIDER ELECTRIC SE - Non Affiliates | |
| BOSTON SCIENTIFIC CORP - Non Affiliates | MERCK & CO. - Non Affiliates | SECOM CO LTD NPV - Non Affiliates | |
| CHEVRON CORP - Non Affiliates | MICROSOFT CORP - Non Affiliates | TERUMO CORP NPV - Non Affiliates | |

FUND MANAGER COMMENTARY

In January 2023, USD Prime Global Equity Fund booked performance of 6.69% mom, below the benchmark performance. In last month, global market in general posted a rally driven by China reopening and expectation of more dovish rate trajectory from the Fed. Going forward, equity market will continue to depend on the development of global and domestic factors such as development on global inflationary pressure and subsequent policy reaction, global economic growth, and geopolitic situation.

DISCLAIMER: USD Prime Global Equity Fund is an investment-linked fund offered by PT. AIA FINANCIAL. This document is prepared by PT. AIA FINANCIAL and solely for informational use only. This document is not an offer for sale nor a solicitation of an offer to purchase. Investment in unit-link product contains risks including but not limited to political risk, risk on changes in government decree or other government regulations, interest rate risk, liquidity risk, credit risk, equity risk and exchange rate risk. The performances of the funds are not guaranteed; the unit price and the investment result may increase or decrease. Past performances do not constitute a guarantee for future performance.