



FUND FACT SHEET

USD ADVANCED ADVENTUROUS FUND

PT AIA FINANCIAL licensed and supervised by the Financial Services Authority

31 January 2023

PT AIA FINANCIAL

Established in 15 July 1996, PT. AIA FINANCIAL (AIA) is one of the leading life insurance companies in Indonesia that licensed and supervised by the Indonesian Financial Services Authority. AIA in Indonesia is a subsidiary of the AIA Group. With experienced personnel, AIA's Investment team manages the investments of all existing funds in accordance with its investment objectives and risk profile. AIA's Investment team has the proficiency to identify economic conditions and investment movements to generate competitive investment returns through a variety of financial instruments such as money market, bonds, shares and/or mutual funds.

INVESTMENT OBJECTIVE

The Portfolio aims to achieve long-term total return with the appropriate level of capital risk by holding funds investing in equities, bonds and other fixed income securities in global markets, as well as investment in those types of assets.

TARGET ALLOCATION

0% - 5% : Cash & Cash Equivalents
0% - 30% : Mutual Funds - Fixed Income
70% - 100% : Mutual Funds - Equity

FUND INFORMATION

Investment Strategy	: Equity	Fund Size (million)	: USD 1.27
Launch Date	: 31 March 2021	Fund Management Fee	: 1.45% per annum
Launch Price	: USD 1.00	Pricing Frequency	: Daily
Unit Price (NAV)	: USD 0.8718	Benchmark	: 90% MSCI World Total Return Index + 10% Bloomberg Barclays Global Aggregate TR Index
Fund Currency	: USD	Custodian Bank	: Citibank, N.A
Risk Level	: High	Total Unit	: 1,451,643.6951
Managed By	: PT. AIA Financial		

FUND PERFORMANCE

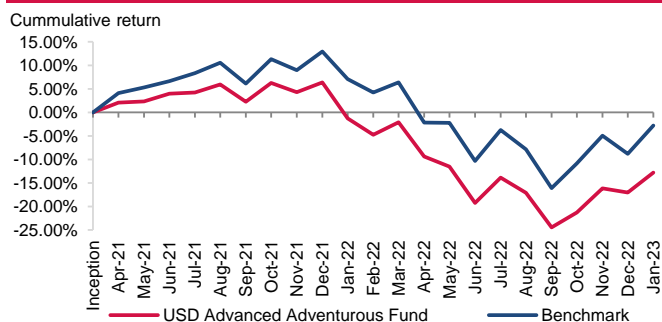
Fund	Fund Performance						
	1 Month	3 Months	YTD	1 Year	Annualised		
					3 Years	5 Years	Since Inception***
USD Advanced Adventurous**	5.12%	10.76%	5.12%	-11.66%	N/A	N/A	-7.20%
Benchmark*	6.59%	9.04%	6.59%	-9.20%	N/A	N/A	-0.75%

*Current benchmark is effective since inception

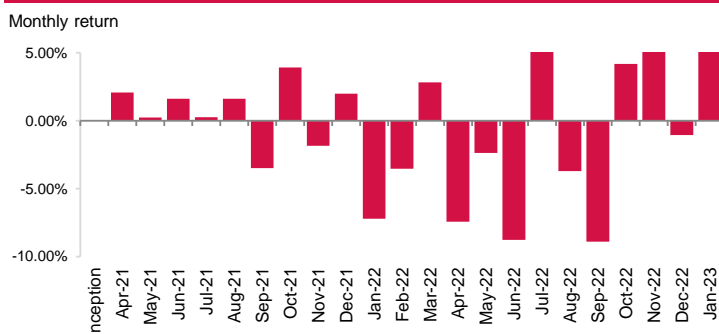
**Fund Performance (Net Asset Value) calculation is already included cost related to transaction, management fee and administrative fee

***Performance with less than 1 year is not annualized.

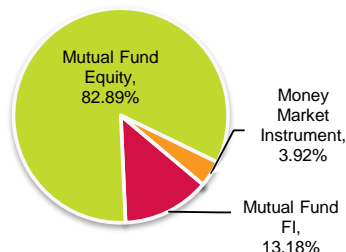
LAST 1 YEAR CUMULATIVE RETURN



LAST 1 YEAR MONTHLY RETURN



ASSET ALLOCATION



SECTOR ALLOCATION

MF Equity	82.89%
MF Fixed Income	13.18%
TD + Cash	3.92%

TOP HOLDINGS

AIA Asia Ex Japan Equity MF
AIA Diversified Fixed Income MF
AIA Global Multi Factor Equity MF
AIA Global Quality Growth MF
AIA Global Select Equity MF
AIA New Multinationals MF

FUND MANAGER COMMENTARY

We think 2023 will be "a year of inflections", through a macro recovery, a Fed "pivot" and a turnaround in asset class performance compared to 2022. But every inflection point must first come with a weakening phase. On the macro front, we think US growth will stall, corporate profits will decline, and associated cost cutting should lead to higher unemployment rates, translating to a higher probability of a recession sometime near the middle of the year. Equity valuations, on the other hand, may test lower before recovering some ground in the latter half of 2023. The Advances portfolios continue to be diversified while adopting a more constructive view on fixed income and advocate a neutral position towards Investment Grade bonds.

DISCLAIMER: USD Advanced Adventurous Fund is an investment-linked fund offered by PT. AIA FINANCIAL. This document is prepared by PT. AIA FINANCIAL and solely for informational use only. This document is not an offer for sale nor a solicitation of an offer to purchase. Investment in unit-link product contains risks including but not limited to political risk, risk on changes in government decree or other government regulations, interest rate risk, liquidity risk, credit risk, equity risk and exchange rate risk. The performances of the funds are not guaranteed; the unit price and the investment result may increase or decrease. Past performances do not constitute a guarantee for future performance.