



FUND FACT SHEET

USD ADVANCED BALANCED FUND

PT AIA FINANCIAL licensed and supervised by the Financial Services Authority

31 December 2023

PT AIA FINANCIAL

Established in 15 July 1996, PT. AIA FINANCIAL (AIA) is one of the leading life insurance companies in Indonesia that licensed and supervised by the Indonesian Financial Services Authority. AIA Indonesia is a subsidiary of AIA Group Limited, the largest independent publicly listed pan-Asian life insurance group. With experienced personnel, AIA's Investment team has the proficiency to identify economic conditions and investment movements to generate competitive investment returns through a variety of financial instruments such as money market, bonds, shares and/or mutual funds.

INVESTMENT OBJECTIVE

The primary objective of the Portfolio is to achieve long-term optimum total return with the appropriate level of capital risk by holding AIAIM SICAV sub-funds investing in equities, bonds and other fixed income securities in global markets, as well as investment in those types of assets.

TARGET ALLOCATION

0% - 5% : Cash & Cash Equivalents
20% - 60% : Mutual Funds - Fixed Income
40% - 80% : Mutual Funds - Equity

FUND INFORMATION

Investment Strategy	: Balanced	Fund Size (million)	: USD 0.89
Launch Date	: 05 May 2021	Fund Management Fee	: 1.25% per annum
Launch Price	: USD 1.00	Pricing Frequency	: Daily
Unit Price (NAV)	: USD 0.9326	Benchmark	: 60% MSCI World Total Return Index + 40% Bloomberg Barclays Global Agg. TR Index
Fund Currency	: USD	Custodian Bank	: Citibank, N.A
Risk Level	: Moderate to High	Total Unit	: 949,158.0769
Managed By	: PT. AIA FINANCIAL		

FUND PERFORMANCE

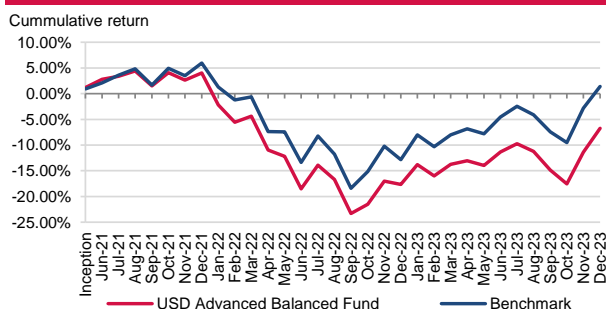
Fund	Fund Performance						
	1 Month	3 Months	YTD	1 Year	Annualised		
					3 Years	5 Years	Since Inception
USD Advanced Balanced**	5.28%	9.55%	13.24%	13.24%	N/A	N/A	-2.59%
Benchmark*	4.36%	9.54%	16.36%	16.36%	N/A	N/A	1.48%

*Current benchmark is effective since inception

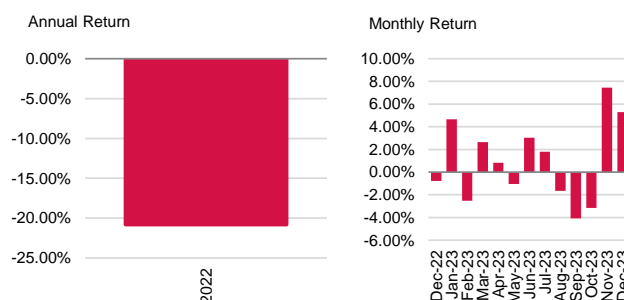
*Benchmark Performance calculation includes price change, reinvestment of dividends/coupons and deduction of expenses.

**Fund Performance (Net Asset Value) calculation is already included cost related to transaction, management fee and administrative fee

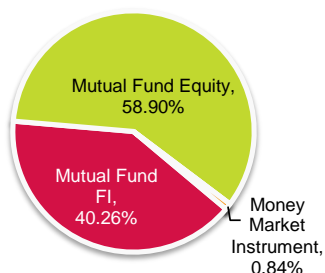
LAST 2 YEAR CUMULATIVE RETURN



ANNUAL & MONTHLY RETURN



ASSET ALLOCATION



SECTOR ALLOCATION

MF Equity	58.90%
MF Fixed Income	40.26%
TD + Cash	0.84%

TOP HOLDINGS

AIA Asia Ex Japan Equity MF
AIA Diversified Fixed Income MF
AIA Global Multi Factor Equity MF
AIA Global Quality Growth MF
AIA Global Select Equity MF
AIA New Multinationals MF

FUND MANAGER COMMENTARY

The US economy remains resilient despite rates being at multi-year high. While there are signs that the US labour market is showing signs of cooling, the US labour market remains healthy. Analyst consensus are projecting the S&P 500 to deliver positive earnings growth in 2024. The focus for the Advanced Funds is to construct a well-diversified portfolio. The balance of risks is evenly matched. Fundamentals remain resilient with labour market remaining tight and earnings growth inflecting from the 2022 lows. The technical picture showed clear signs of improvement since November.

DISCLAIMER: USD Advanced Balanced Fund is an investment-linked fund offered by PT. AIA FINANCIAL. This document is prepared by PT. AIA FINANCIAL and solely for informational use only. This document is not an offer for sale nor a solicitation of an offer to purchase. Investment in unit-link product contains risks including but not limited to political risk, risk on changes in government decree or other government regulations, interest rate risk, liquidity risk, credit risk, equity risk and exchange rate risk. The performances of the funds are not guaranteed; the unit price and the investment result may increase or decrease. Past performances do not constitute a guarantee for future performance.