



FUND FACT SHEET

USD PRIME GLOBAL EQUITY FUND

PT AIA FINANCIAL licensed and supervised by the Financial Services Authority

31 August 2023

PT AIA FINANCIAL

Established in 15 July 1996, PT. AIA FINANCIAL (AIA) is one of the leading life insurance companies in Indonesia that licensed and supervised by the Indonesian Financial Services Authority. AIA Indonesia is a subsidiary of AIA Group Limited, the largest independent publicly listed pan-Asian life insurance group. With experienced personnel, AIA's Investment team has the proficiency to identify economic conditions and investment movements to generate competitive investment returns through a variety of financial instruments such as money market, bonds, shares and/or mutual funds.

INVESTMENT OBJECTIVE

The Portfolio is an investment option that provides investor with aggressive growth that aims to give superior long-term investment return with high risk tolerance.

TARGET ALLOCATION

0% - 20% : Money Market Instruments
80% - 100% : Global Equity

FUND INFORMATION

Investment Strategy	: Equity	Fund Size (million)	: USD 34.59
Launch Date	: 19 January 2018	Fund Management Fee	: 2.10% per annum
Launch Price	: USD 1.00	Pricing Frequency	: Daily
Unit Price (NAV)	: USD 1.3021	Benchmark	: 100% DJIM World Developed TR Index
Fund Currency	: USD	Custodian Bank	: Citibank, N.A
Risk Level	: High	Total Unit	: 26,565,341.3919
Managed By	: PT. BNP Paribas Asset Management (since January 10 th , 2023)		

FUND PERFORMANCE

Fund	Fund Performance						
	1 Month	3 Months	YTD	1 Year	Annualised		
					3 Years	5 Years	Since Inception
USD Prime Global Equity**	-1.33%	5.62%	20.18%	17.19%	3.99%	5.25%	4.82%
Benchmark*	-2.17%	6.35%	21.28%	16.86%	4.32%	7.42%	7.24%

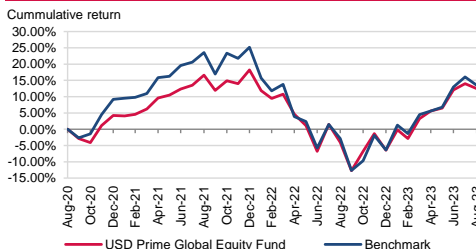
*Current benchmark is effective since 10 January 2023 onwards

*Benchmark Performance calculation includes price change, reinvestment of dividends/coupons and deduction of expenses.

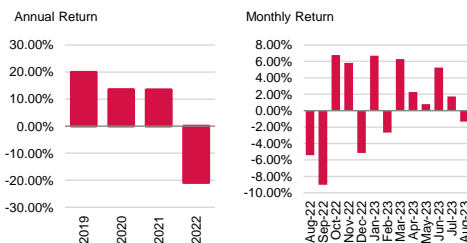
Since Inception to 10 January 2023: 90% DJIM World TR Index + 10% MSCI AC Asia Ex. Japan DTR (Net)

**Fund Performance (Net Asset Value) calculation is already included cost related to transaction, management fee and administrative fee

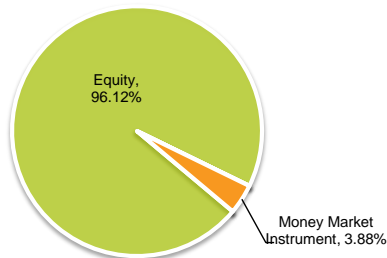
LAST 3 YEARS CUMULATIVE RETURN



ANNUAL & MONTHLY RETURN



ASSET ALLOCATION



SECTOR ALLOCATION

Communication Services	4.31%
Consumer Discretionary	11.60%
Consumer Staples	7.67%
Energy	3.24%
Financials	3.32%
Health Care	17.21%
Industrials	11.27%
Information Technology	33.09%
Materials	3.58%
Utilities	0.83%
TD + Cash	3.88%

TOP HOLDINGS

Abbott Laboratories - Non Affiliates	Eli Lilly & Co - Non Affiliates	Roche Holding AG - Non Affiliates
Accenture Plc - Non Affiliates	First Solar Inc - Non Affiliates	Salesforce Inc - Non Affiliates
Alphabet Inc - Non Affiliates	Home Depot Inc - Non Affiliates	Schneider Electric SE - Non Affiliates
Amazon.com Inc - Non Affiliates	L'oreal - Non Affiliates	Secom Co Ltd - Non Affiliates
Apple Inc - Non Affiliates	Merck & Co. - Non Affiliates	Terumo Corp - Non Affiliates
ASML Holding NV - Non Affiliates	Micron Technology Inc - Non Affiliates	Texas Instruments Inc - Non Affiliates
Astrazeneca Plc - Non Affiliates	Microsoft Corp - Non Affiliates	TJX Companies Plc - Non Affiliates
Biogen Inc - Non Affiliates	Mondelez International Inc - Non Affiliates	Trane Technologies Plc - Non Affiliates
Boston Scientific Corp - Non Affiliates	Nvidia Corp - Non Affiliates	Union Pacific Corp - Non Affiliates
Chevron Corp - Non Affiliates	Palo Alto Networks Plc - Non Affiliates	Visa Inc - Non Affiliates
Ciena Corp Com - Non Affiliates	Pepsico Inc - Non Affiliates	Xylem Inc - Non Affiliates
Cisco System Inc - Non Affiliates	Procter & Gamble Co/The PG - Non Affiliates	
Daikin Industries Ltd - Non Affiliates	Reckitt Benckiser Group Plc - Non Affiliates	
Danaher Corp - Non Affiliates	Relx Plc - Non Affiliates	

FUND MANAGER COMMENTARY

In August 2023, USD Prime Global Equity Fund booked negative performance of -1.33% mom, above the benchmark performance. Global equity markets corrected last month due to higher US Treasury yield following US credit rating downgrade and continued worry of a hawkish Fed, as well as continued China economic weakness and property developers credit default risk. Going forward, we believe the stable and balanced growth of global economy over the long-term would be a strong, positive tailwind for USD Prime Global Equity Fund's upside potential in medium-to-long term.

DISCLAIMER: USD Prime Global Equity Fund is an investment-linked fund offered by PT. AIA FINANCIAL. This document is prepared by PT. AIA FINANCIAL and solely for informational use only. This document is not an offer for sale nor a solicitation of an offer to purchase. Investment in unit-link product contains risks including but not limited to political risk, risk on changes in government decree or other government regulations, interest rate risk, liquidity risk, credit risk, equity risk and exchange rate risk. The performances of the funds are not guaranteed; the unit price and the investment result may increase or decrease. Past performances do not constitute a guarantee for future performance.