



FUND FACT SHEET

USD ONSHORE EQUITY FUND

PT AIA FINANCIAL licensed and supervised by the Financial Services Authority

31 August 2023

PT AIA FINANCIAL

Established in 15 July 1996, PT. AIA FINANCIAL (AIA) is one of the leading life insurance companies in Indonesia that licensed and supervised by the Indonesian Financial Services Authority. AIA Indonesia is a subsidiary of AIA Group Limited, the largest independent publicly listed pan-Asian life insurance group. With experienced personnel, AIA's Investment team has the proficiency to identify economic conditions and investment movements to generate competitive investment returns through a variety of financial instruments such as money market, bonds, shares and/or mutual funds.

INVESTMENT OBJECTIVE

The Portfolio is an investment option that provides investor with optimal growth that aims to give superior long-term investment return with high risk tolerance.

TARGET ALLOCATION

0% - 20% : Money Market Instruments
80% - 100% : Equities listed in IDX

FUND INFORMATION

Investment Strategy	: Equity	Fund Size (million)	: USD 4.46
Launch Date	: 21 April 2017	Fund Management Fee	: 2.10% per annum
Launch Price	: USD 1.00	Pricing Frequency	: Daily
Unit Price (NAV)	: USD 1.0642	Benchmark	: 98% MXID Index (In USD Term) + 2% Average 3-month USD Time Deposit (Net)
Fund Currency	: USD	Custodian Bank	: Citibank, N.A
Risk Level	: High	Total Unit	: 4,188,298.5036
Managed By	: PT. AIA FINANCIAL Indonesia		

FUND PERFORMANCE

Fund	Fund Performance						
	1 Month	3 Months	YTD	1 Year	Annualised		
					3 Years	5 Years	Since Inception
USD Onshore Equity**	-0.65%	1.42%	12.05%	4.82%	8.04%	2.80%	0.98%
Benchmark*	-1.52%	-0.83%	7.24%	2.07%	7.31%	2.35%	1.25%

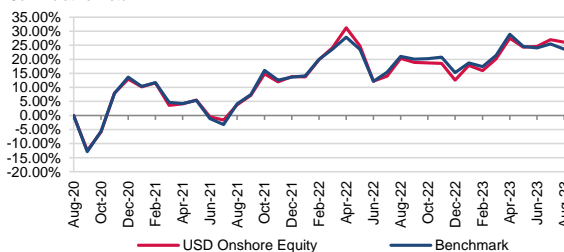
*Current benchmark is effective since inception

*Benchmark Performance calculation includes price change, reinvestment of dividends/coupons and deduction of expenses.

**Fund Performance (Net Asset Value) calculation is already included cost related to transaction, management fee and administrative fee

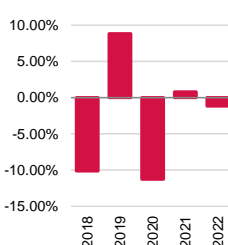
LAST 3 YEARS CUMULATIVE RETURN

Cumulative Return

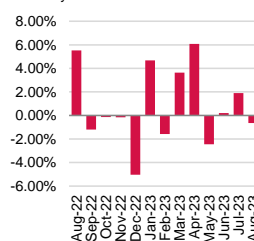


ANNUAL & MONTHLY RETURN

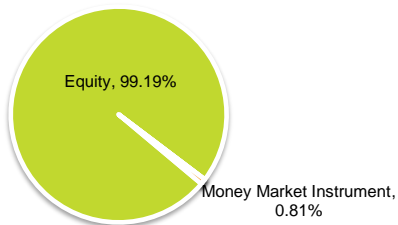
Annual Return



Monthly Return



ASSET ALLOCATION



SECTOR ALLOCATION

Communication Services	10.56%
Consumer Discretionary	1.70%
Consumer Staples	7.33%
Energy	7.96%
Financials	56.19%
Health Care	1.22%
Industrials	5.44%
Materials	8.77%
TD + Cash	0.81%

TOP HOLDINGS

Adaro Minerals Indonesia - Non Affiliates	Bank Rakyat Indonesia - Non Affiliates	Telekom Indonesia Persero - Non Affiliates
Astra International - Non Affiliates	BFI Finance Indonesia - Non Affiliates	
Bank Central Asia - Non Affiliates	GOTO Gojek Tokopedia - Non Affiliates	
Bank Mandiri - Non Affiliates	Medco Energi Internasional - Non Affiliates	
Bank Negara Indonesia - Non Affiliates	Sumber Alfaria Trijaya - Non Affiliates	

FUND MANAGER COMMENTARY

In August 2023, USD Onshore Equity Fund booked negative return -0.65% mom, above the benchmark performance. Financials sector was the highest market gainer while consumer discretionary sector was the biggest drag for the market last month. Global equity markets corrected last month due to higher US Treasury yield following US credit rating downgrade and continued worry of a hawkish Fed, as well as continued China economic weakness and property developers credit default risk. That said, domestic equity market was able to close flat last month despite IDR20t net foreign outflows and Rupiah depreciation, partly given local investor optimism. Going forward, we believe the currently ongoing structural improvement in Indonesian economy with potentially a rising GDP/capita would be a strong, positive tailwind for Indonesian equity market's upside potential in medium-to-long term.

DISCLAIMER: USD Onshore Equity Fund is an investment-linked fund offered by PT. AIA FINANCIAL. This document is prepared by PT. AIA FINANCIAL and solely for informational use only. This document is not an offer for sale nor a solicitation of an offer to purchase. Investment in unit-link product contains risks including but not limited to political risk, risk on changes in government decree or other government regulations, interest rate risk, liquidity risk, credit risk, equity risk and exchange rate risk. The performances of the funds are not guaranteed; the unit price and the investment result may increase or decrease. Past performances do not constitute a guarantee for future performance.