



FUND FACT SHEET

IDR CASH SYARIAH FUND

PT AIA FINANCIAL licensed and supervised by the Financial Services Authority

31 August 2023

PT AIA FINANCIAL

Established in 15 July 1996, PT. AIA FINANCIAL (AIA) is one of the leading life insurance companies in Indonesia that licensed and supervised by the Indonesian Financial Services Authority. AIA Indonesia is a subsidiary of AIA Group Limited, the largest independent publicly listed pan-Asian life insurance group. With experienced personnel, AIA's Investment team has the proficiency to identify economic conditions and investment movements to generate competitive investment returns through a variety of financial instruments such as money market, bonds, shares and/or mutual funds.

INVESTMENT OBJECTIVE

The Portfolio shall be managed to provide investor with a stable and optimum return through investment in selective Sharia-compliant short tenor fixed income instruments in Indonesia with high degree of principal safety and low risk tolerance.

TARGET ALLOCATION

100% : Sharia money market instruments

FUND INFORMATION

| | | | |
|---------------------|-------------------------------|---------------------|--|
| Investment Strategy | : Sharia Money Market | Fund Size (million) | : IDR 13,227.69 |
| Launch Date | : 29 October 2009 | Fund Management Fee | : 1.65% per annum |
| Launch Price | : IDR 1,000.00 | Pricing Frequency | : Daily |
| Unit Price (NAV) | : IDR 1,641.00 | Benchmark | : 100% IDR Deposit Rate Avg. 3-month (Net) |
| Fund Currency | : IDR | Custodian Bank | : Citibank, N.A |
| Risk Level | : Low | Total Unit | : 8,060,761.6025 |
| Managed By | : PT. AIA FINANCIAL Indonesia | | |

FUND PERFORMANCE

| Fund | Fund Performance | | | | | | |
|--------------------|------------------|----------|-------|--------|------------|---------|-----------------|
| | 1 Month | 3 Months | YTD | 1 Year | Annualised | | |
| | | | | | 3 Years | 5 Years | Since Inception |
| IDR Cash Syariah** | 0.23% | 0.63% | 1.90% | 2.23% | 1.52% | 2.58% | 3.64% |
| Benchmark* | 0.12% | 0.36% | 0.75% | 0.88% | 1.11% | 1.93% | 3.15% |

*Current benchmark is effective from 1 Mar 2023

*Benchmark Performance calculation includes price change, reinvestment of dividends/coupons and deduction of expenses.

1 Mar 2022 to 28 Feb 2023: IDR 1-Month Time Deposit Index (net)

1 Feb 2010 to 28 Feb 2022: Indonesia Deposit Rate Avg 3 Month IDR (net)

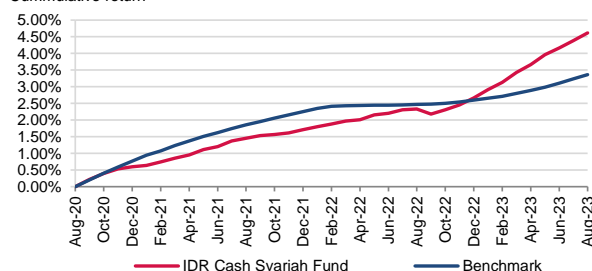
1 Aug 2010 to 30 Nov 2010: Indonesia SBI 3M Auction Avg Yield (net)

Since inception to 31 Jul 2010: Indonesia SBI 1M Auction Avg Yield (net)

**Fund Performance (Net Asset Value) calculation is already included cost related to transaction, management fee and administrative fee

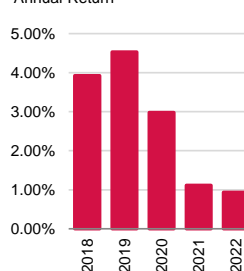
LAST 3 YEARS CUMULATIVE RETURN

Cummulative return

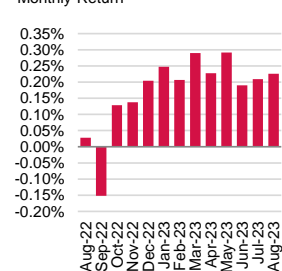


ANNUAL & MONTHLY RETURN

Annual Return



Monthly Return



ASSET ALLOCATION



SECTOR ALLOCATION

| | |
|--------------|--------|
| Bond < 1Year | 15.11% |
| TD + Cash | 84.89% |

TOP HOLDINGS

| |
|--|
| SR014 |
| TD Bank CIMB Niaga Syariah - Non Affiliates |
| TD Bank Syariah Indonesia - Non Affiliates |
| TD Bank Tabungan Negara Syariah - Non Affiliates |
| TD Maybank Syariah Indonesia - Non Affiliates |

FUND MANAGER COMMENTARY

Indonesia inflation in August was reported at higher figure 3.27% YoY from 3.08% YoY last month due to higher rice and chili prices. However, the core inflation recorded deflation at 2.18% YoY from 2.43% YoY in July. Bank Indonesia kept the 7-Day RRR policy rate at 5.75% as inflation stayed within the target range of 3.0% YoY \pm 1%. The equivalent rates of mudharabah returns were kept at the range of 4.00%-5.50% p.a. supported by sharia banking liquidity and the IDR Cash Syariah Fund booked performance of +0.23% in August 2023.

DISCLAIMER: IDR Cash Syariah Fund is an Sharia investment-linked fund offered by PT. AIA FINANCIAL. This document is prepared by PT. AIA FINANCIAL and solely for informational use only. This document is not an offer for sale nor a solicitation of an offer to purchase. Investment in Sharia unit-link product contains risks including but not limited to political risk, risk on changes in government decree or other government regulations, risk on distribution on income / margin / fee, liquidity risk, credit risk, equity risk and exchange rate risk. The performances of the funds are not guaranteed; the unit price and the investment result may increase or decrease. Past performances do not constitute a guarantee for future performance.