



## FUND FACT SHEET

## USD PRIME GLOBAL EQUITY FUND

PT AIA FINANCIAL licensed and supervised by the Financial Services Authority

30 April 2023

## PT AIA FINANCIAL

Established in 15 July 1996, PT. AIA FINANCIAL (AIA) is one of the leading life insurance companies in Indonesia that licensed and supervised by the Indonesian Financial Services Authority. AIA in Indonesia is a subsidiary of the AIA Group. With experienced personnel, AIA's Investment team manages the investments of all existing funds in accordance with its investment objectives and risk profile. AIA's Investment team has the proficiency to identify economic conditions and investment movements to generate competitive investment returns through a variety of financial instruments such as money market, bonds, shares and/or mutual funds.

## INVESTMENT OBJECTIVE

The Portfolio is an investment option that provides investor with aggressive growth that aims to give superior long-term investment return with high risk tolerance.

## TARGET ALLOCATION

0% - 20% : Money Market Instruments  
80% - 100% : Global Equity

## FUND INFORMATION

Investment Strategy	: Equity	Fund Size (million)	: USD 41.12
Launch Date	: 19 January 2018	Fund Management Fee	: 2.10% per annum
Launch Price	: USD 1.00	Pricing Frequency	: Daily
Unit Price (NAV)	: USD 1.2230	Benchmark	: 100% DJIM World Developed TR Index
Fund Currency	: USD	Custodian Bank	: Citibank, N.A
Risk Level	: High	Total Unit	: 33,622,986.9519
Managed By	: PT. BNP Paribas Asset Management		

## FUND PERFORMANCE

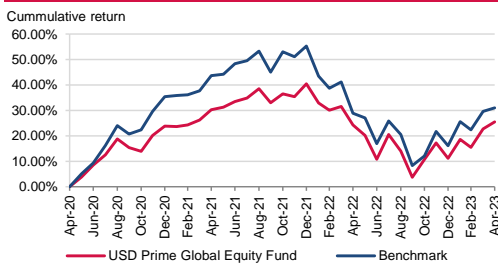
Fund	Fund Performance						
	1 Month	3 Months	YTD	1 Year	Annualised		
					3 Years	5 Years	Since Inception
USD Prime Global Equity**	2.28%	5.80%	12.88%	0.94%	7.86%	4.92%	3.89%
Benchmark*	1.02%	4.28%	12.77%	1.61%	9.40%	6.91%	5.83%

\*Current benchmark is effective since 10 January 2023 onwards

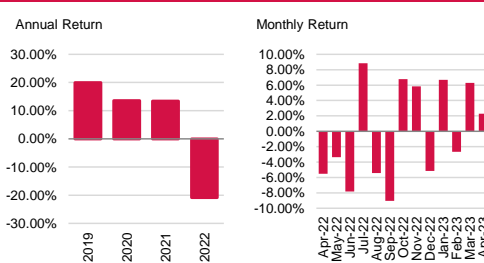
Since Inception to 10 January 2023: 90% DJIM World TR Index + 10% MSCI AC Asia Ex. Japan DTR (Net)

\*\*Fund Performance (Net Asset Value) calculation is already included cost related to transaction, management fee and administrative fee

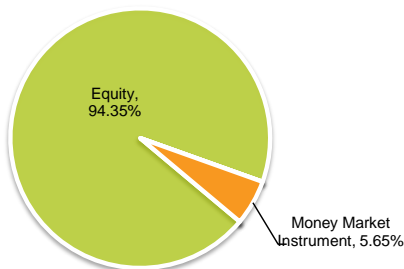
## LAST 3 YEARS CUMULATIVE RETURN



## ANNUAL &amp; MONTHLY RETURN



## ASSET ALLOCATION



## SECTOR ALLOCATION

Communication Services	4.15%
Consumer Discretionary	11.56%
Consumer Staples	7.68%
Energy	2.26%
Financials	3.66%
Health Care	17.14%
Industrials	11.62%
Information Technology	30.93%
Materials	4.40%
Utilities	0.95%
TD + Cash	5.65%

## TOP HOLDINGS

Abbott Laboratories - Non Affiliates	Danaher Corp - Non Affiliates	Procter & Gamble Co/The PG - Non Affiliates
Accenture - Non Affiliates	DSM-Firmenich AG - Non Affiliates	Reckitt Benckiser Group Plc - Non Affiliates
Air Products & Chemicals Inc - Non Affiliates	Ecolab Inc - Non Affiliates	Relx Plc - Non Affiliates
Alphabet Inc - Non Affiliates	Eli Lilly & Co - Non Affiliates	Roche Holding AG - Non Affiliates
Amazon.com Inc - Non Affiliates	Fortive Corp - Non Affiliates	Schneider Electric SE - Non Affiliates
Apple Inc - Non Affiliates	Home Depot Inc - Non Affiliates	Secom Co Ltd - Non Affiliates
ASML Holding NV - Non Affiliates	Keysight Technologies in Keys-W - Non Affiliates	Terumo Corp - Non Affiliates
Astrazeneca Plc - Non Affiliates	L'oreal - Non Affiliates	Texas Instruments Inc - Non Affiliates
Biogen Inc - Non Affiliates	Merck & Co. - Non Affiliates	TJX Companies Plc - Non Affiliates
Boston Scientific Corp - Non Affiliates	Microsoft Corp - Non Affiliates	Trane Technologies Plc - Non Affiliates
Chevron Corp - Non Affiliates	Mondelez International Inc - Non Affiliates	Union Pacific Corp - Non Affiliates
Ciena Corp Com - Non Affiliates	Nvidia Corp - Non Affiliates	Visa Inc - Non Affiliates
Cisco System Inc - Non Affiliates	Palo Alto Networks Plc - Non Affiliates	Xylem Inc - Non Affiliates
Daikin Industries Ltd - Non Affiliates	Pepsico Inc - Non Affiliates	

## FUND MANAGER COMMENTARY

In April 2023, USD Prime Global Equity Fund booked performance of +2.28% mom, above the benchmark performance. In last month, global equity market generally closed higher due to expectation on moderation of Fed rate policy, except for North Asia market which saw a correction, driven by geopolitical tension as well as concern on sustainability of China recovery. Going forward, equity market will continue to depend on the development of global and domestic factors such as development on global inflationary pressure and subsequent policy reaction, global economic growth, and geopolitical situation.

**DISCLAIMER:** USD Prime Global Equity Fund is an investment-linked fund offered by PT. AIA FINANCIAL. This document is prepared by PT. AIA FINANCIAL and solely for informational use only. This document is not an offer for sale nor a solicitation of an offer to purchase. Investment in unit-link product contains risks including but not limited to political risk, risk on changes in government decree or other government regulations, interest rate risk, liquidity risk, credit risk, equity risk and exchange rate risk. The performances of the funds are not guaranteed; the unit price and the investment result may increase or decrease. Past performances do not constitute a guarantee for future performance.