



FUND FACT SHEET

USD ONSHORE EQUITY FUND

PT AIA FINANCIAL licensed and supervised by the Financial Services Authority

30 April 2023

PT AIA FINANCIAL

Established in 15 July 1996, PT. AIA FINANCIAL (AIA) is one of the leading life insurance companies in Indonesia that licensed and supervised by the Indonesian Financial Services Authority. AIA in Indonesia is a subsidiary of the AIA Group. With experienced personnel, AIA's Investment team manages the investments of all existing funds in accordance with its investment objectives and risk profile. AIA's Investment team has the proficiency to identify economic conditions and investment movements to generate competitive investment returns through a variety of financial instruments such as money market, bonds, shares and/or mutual funds.

INVESTMENT OBJECTIVE

The Portfolio is an investment option that provides investor with optimal growth that aims to give superior long-term investment return with high risk tolerance.

TARGET ALLOCATION

0% - 20% : Money Market Instruments
80% - 100% : Equities listed in IDX

FUND INFORMATION

Investment Strategy	: Equity	Fund Size (million)	: USD 4.56
Launch Date	: 21 April 2017	Fund Management Fee	: 2.10% per annum
Launch Price	: USD 1.00	Pricing Frequency	: Daily
Unit Price (NAV)	: USD 1.0757	Benchmark	: 98% MXID Index (In USD Term) + 2% Average 3-month USD Time Deposit (Net)
Fund Currency	: USD	Custodian Bank	: Citibank, N.A
Risk Level	: High	Total Unit	: 4,243,678.3770
Managed By	: PT. AIA FINANCIAL Indonesia		

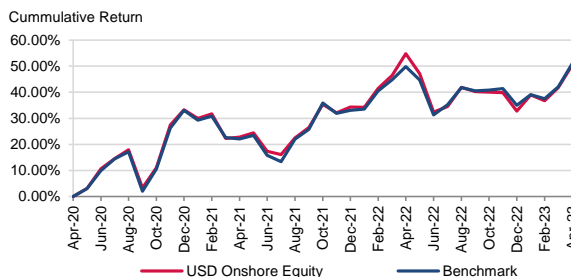
FUND PERFORMANCE

Fund	Fund Performance						
	1 Month	3 Months	YTD	1 Year	Annualised		
					3 Years	5 Years	Since Inception
USD Onshore Equity**	6.08%	8.20%	13.26%	-2.86%	14.57%	1.89%	1.22%
Benchmark*	6.24%	8.61%	11.88%	0.79%	14.72%	2.04%	1.68%

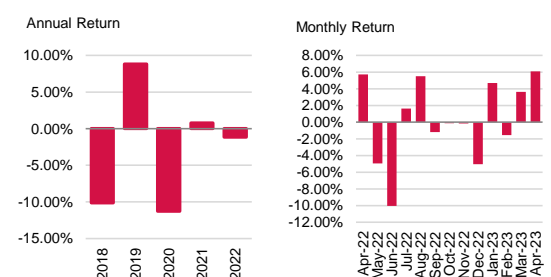
*Current benchmark is effective since inception

**Fund Performance (Net Asset Value) calculation is already included cost related to transaction, management fee and administrative fee

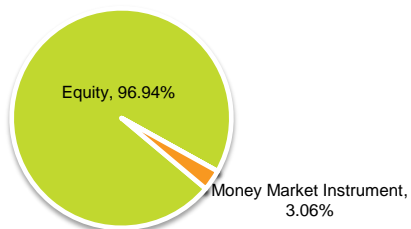
LAST 3 YEARS CUMULATIVE RETURN



ANNUAL & MONTHLY RETURN



ASSET ALLOCATION



SECTOR ALLOCATION

Communication Services	11.29%
Consumer Discretionary	1.72%
Consumer Staples	7.43%
Energy	4.31%
Financials	55.61%
Health Care	2.11%
Industrials	7.04%
Materials	7.42%
TD + Cash	3.06%

TOP HOLDINGS

Astra International - Non Affiliates	Merdeka Copper Gold - Non Affiliates
Bank Central Asia - Non Affiliates	Sumber Alfaria Trijaya - Non Affiliates
Bank Mandiri - Non Affiliates	Telekom Indonesia Persero - Non Affiliates
Bank Negara Indonesia - Non Affiliates	United Tractors - Non Affiliates
Bank Rakyat Indonesia - Non Affiliates	

FUND MANAGER COMMENTARY

In April 2023, USD Onshore Equity Fund booked performance of +6.08% mom, slightly below the MXID performance (in USD). By sector inside MXID, Financials were the largest positive contributor (+2.3% mom), while Materials was the largest negative contributor (-0.1% mom). Last month, global equity market generally closed higher due to expectation on moderation of Fed rate policy, except for North Asia market which saw a correction, driven by geopolitical tension as well as concern on sustainability of China recovery. Domestic market also posted a rally, supported by generally positive earnings announcement and healthy macro data including positive trade balance and increasing foreign reserve. IDR strengthened against USD by 2.2% MoM to IDR14,670/USD. Net foreign inflow reached healthy level of IDR12.1t. Going forward, the potential of sustainable and structural improvement in Indonesian economy with rising GDP/capita will become positive tailwind for long term Indonesian equity asset class for medium-long term horizon.

DISCLAIMER: USD Onshore Equity Fund is an investment-linked fund offered by PT. AIA FINANCIAL. This document is prepared by PT. AIA FINANCIAL and solely for informational use only. This document is not an offer for sale nor a solicitation of an offer to purchase. Investment in unit-link product contains risks including but not limited to political risk, risk on changes in government decree or other government regulations, interest rate risk, liquidity risk, credit risk, equity risk and exchange rate risk. The performances of the funds are not guaranteed; the unit price and the investment result may increase or decrease. Past performances do not constitute a guarantee for future performance.