



## FUND FACT SHEET

## USD GLOBAL GROWTH OPPORTUNITY EQUITY FUND

PT AIA FINANCIAL licensed and supervised by the Financial Services Authority

30 April 2023

## PT AIA FINANCIAL

Established in 15 July 1996, PT. AIA FINANCIAL (AIA) is one of the leading life insurance companies in Indonesia that licensed and supervised by the Indonesian Financial Services Authority. AIA in Indonesia is a subsidiary of the AIA Group. With experienced personnel, AIA's Investment team manages the investments of all existing funds in accordance with its investment objectives and risk profile. AIA's Investment team has the proficiency to identify economic conditions and investment movements to generate competitive investment returns through a variety of financial instruments such as money market, bonds, shares and/or mutual funds.

## INVESTMENT OBJECTIVE

The Portfolio is an investment option that provides investor with aggressive growth that aims to give superior long-term investment return with high risk tolerance.

## TARGET ALLOCATION

0% - 20% : Money Market Instruments  
80% - 100% : Listed Equities and/ or Equity Mutual Fund(s) incl. ETF listed / invest in global stock markets

## FUND INFORMATION

Investment Strategy	: Equity	Fund Size (million)	: USD 47.46
Launch Date	: 23 September 2016	Fund Management Fee	: 2.10% per annum
Launch Price	: USD 1.00	Pricing Frequency	: Daily
Unit Price (NAV)	: USD 1.15	Benchmark	: 90% MSCI World Index + 10% MSCI Asia Ex. Japan
Fund Currency	: USD	Custodian Bank	: Citibank, N.A
Risk Level	: High	Total Unit	: 41,441,042.11
Managed By	: PT. AIA FINANCIAL Indonesia		

## FUND PERFORMANCE

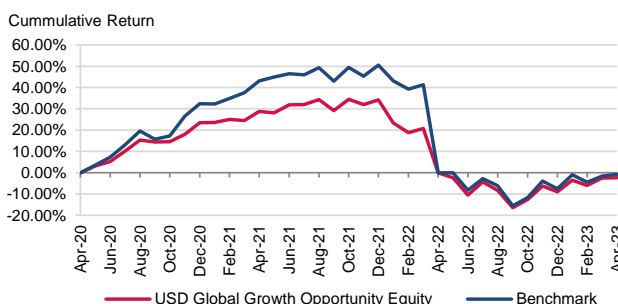
Fund	Fund Performance						
	1 Month	3 Months	YTD	1 Year	Annualised		
					3 Years	5 Years	Since Inception
USD Global Growth Opportunity Equity**	0.10%	1.19%	7.19%	-2.42%	3.07%	0.69%	2.07%
Benchmark*	0.91%	0.32%	7.43%	-0.68%	8.95%	4.14%	6.38%

\*Current benchmark is effective since 1 Jan 2018

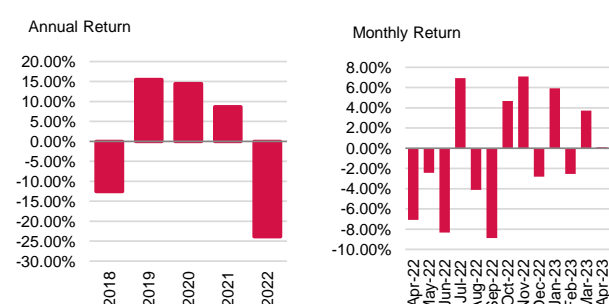
Since inception to 31 Dec 2017: 90% Dow Jones Islamic Mkt World Index + 10% MSCI World Index

\*\*Fund Performance (Net Asset Value) calculation is already included cost related to transaction, management fee and administrative fee

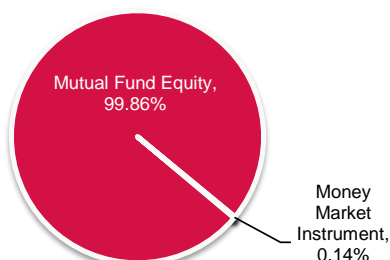
## LAST 3 YEARS CUMULATIVE RETURN



## ANNUAL &amp; MONTHLY RETURN



## ASSET ALLOCATION



## PORTFOLIO ALLOCATION

- AIA Global Multi-Factor Equity MF
- AIA Global Quality Growth MF
- AIA Global Select Equity MF
- AIA New Multinationals MF
- Mandiri Global Sharia Equity Dollar MF
- Principal Islamic Asia Pacific Equity Syariah MF
- Schroder Global Syariah Equity MF
- TD + Cash

## FUND MANAGER COMMENTARY

In April 2023, USD Global Growth Opp. Equity Fund booked performance of +0.10% mom, below the benchmark performance. In last month, global equity market generally closed higher due to expectation on moderation of Fed rate policy, except for North Asia market which saw a correction, driven by geopolitical tension as well as concern on sustainability of China recovery. Going forward, equity market will continue to depend on the development of global and domestic factors such as development on global inflationary pressure and subsequent policy reaction, global economic growth, and geopolitical situation.

**DISCLAIMER:** USD Global Growth Opportunity Equity Fund is an investment-linked fund offered by PT. AIA FINANCIAL. This document is prepared by PT. AIA FINANCIAL and solely for informational use only. This document is not an offer for sale nor a solicitation of an offer to purchase. Investment in unit-link product contains risks including but not limited to political risk, risk on changes in government decree or other government regulations, interest rate risk, liquidity risk, credit risk, equity risk and exchange rate risk. The performances of the funds are not guaranteed; the unit price and the investment result may increase or decrease. Past performances do not constitute a guarantee for future performance.