



FUND FACT SHEET

USD ADVANCED ADVENTUROUS FUND

PT AIA FINANCIAL licensed and supervised by the Financial Services Authority

30 April 2023

PT AIA FINANCIAL

Established in 15 July 1996, PT. AIA FINANCIAL (AIA) is one of the leading life insurance companies in Indonesia that licensed and supervised by the Indonesian Financial Services Authority. AIA in Indonesia is a subsidiary of the AIA Group. With experienced personnel, AIA's Investment team manages the investments of all existing funds in accordance with its investment objectives and risk profile. AIA's Investment team has the proficiency to identify economic conditions and investment movements to generate competitive investment returns through a variety of financial instruments such as money market, bonds, shares and/or mutual funds.

INVESTMENT OBJECTIVE

The primary objective of the Portfolio is to achieve long-term optimum total return with the appropriate level of capital risk by holding AIAIM SICAV sub-funds investing in equities, bonds and other fixed income securities in global markets, as well as investment in those types of assets.

TARGET ALLOCATION

0% - 5% : Cash & Cash Equivalents
0% - 30% : Mutual Funds - Fixed Income
70% - 100% : Mutual Funds - Equity

FUND INFORMATION

Investment Strategy	: Equity	Fund Size (million)	: USD 1.31
Launch Date	: 31 March 2021	Fund Management Fee	: 1.45% per annum
Launch Price	: USD 1.00	Pricing Frequency	: Daily
Unit Price (NAV)	: USD 0.8836	Benchmark	: 90% MSCI World Total Return Index + 10% Bloomberg Barclays Global Agg. TR Index
Fund Currency	: USD	Custodian Bank	: Citibank, N.A
Risk Level	: High	Total Unit	: 1,480,073.8545
Managed By	: PT. AIA FINANCIAL Indonesia		

FUND PERFORMANCE

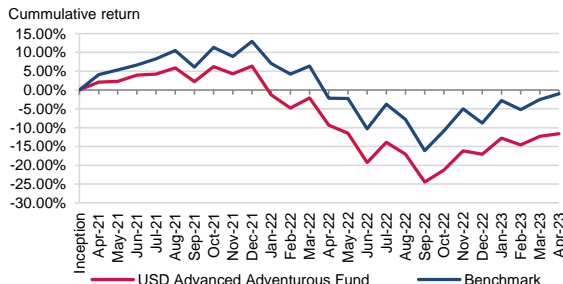
Fund	Fund Performance						
	1 Month	3 Months	YTD	1 Year	Annualised		
					3 Years	5 Years	Since Inception***
USD Advanced Adventurous**	0.79%	1.35%	6.54%	-2.51%	N/A	N/A	-5.77%
Benchmark*	1.54%	1.82%	8.52%	1.19%	N/A	N/A	0.20%

*Current benchmark is effective since inception

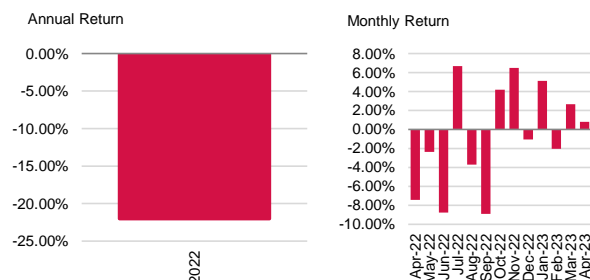
**Fund Performance (Net Asset Value) calculation is already included cost related to transaction, management fee and administrative fee

***Performance with less than 1 year is not annualized.

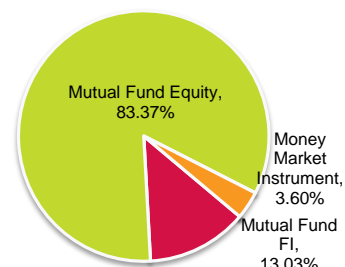
LAST 2 YEAR CUMULATIVE RETURN



ANNUAL & MONTHLY RETURN



ASSET ALLOCATION



SECTOR ALLOCATION

MF Equity	83.37%
MF Fixed Income	13.03%
TD + Cash	3.60%

TOP HOLDINGS

AIA Asia Ex Japan Equity MF
AIA Diversified Fixed Income MF
AIA Global Multi Factor Equity MF
AIA Global Quality Growth MF
AIA Global Select Equity MF
AIA New Multinationals MF

FUND MANAGER COMMENTARY

Global equities traded higher in April as markets reacted positively to the swift responses taken by central banks to provide liquidity and stabilize markets to avoid risk of contagion from the recent banking crisis. The increased in lending standards amongst banks, coupled with ongoing jitters in the banking industry, may put a cap on the hawkish attitude of central banks to slow down the pace of their interest rate hikes and take a more balanced approach in their monetary policies in the months ahead. As the midpoint of the Q1 2023 US corporate earnings season goes underway, majority of the companies that have reported their earnings have beaten analyst expectations with positive earnings surprises reported by companies. In Fixed Income, while markets have calmed down slightly after wild swings in March following the collapse of three US banks, there are plenty of uncertainties that will keep volatility abnormally high in the quarters ahead. This includes the sticky inflation, lingering market stress linked to the Banking sector as well as the risk of the US hitting its debt ceiling. It is increasingly likely that the lending conditions will be tightened further in coming months because of the routs amongst regional banks. Coupled with excess inventory build ups adding pressure to corporate profitability, it raises the odds of a recession before the end of the year in Developed Market economies. The Advances portfolios continue to be diversified while being tactically neutral on bonds and neutral on Investment Grade credits.

DISCLAIMER: USD Advanced Adventurous Fund is an investment-linked fund offered by PT. AIA FINANCIAL. This document is prepared by PT. AIA FINANCIAL and solely for informational use only. This document is not an offer for sale nor a solicitation of an offer to purchase. Investment in unit-link product contains risks including but not limited to political risk, risk on changes in government decree or other government regulations, interest rate risk, liquidity risk, credit risk, equity risk and exchange rate risk. The performances of the funds are not guaranteed; the unit price and the investment result may increase or decrease. Past performances do not constitute a guarantee for future performance.