



## FUND FACT SHEET

## IDR CHINA INDIA INDONESIA EQUITY FUND

PT AIA FINANCIAL licensed and supervised by the Financial Services Authority

30 April 2023

## PT AIA FINANCIAL

Established in 15 July 1996, PT. AIA FINANCIAL (AIA) is one of the leading life insurance companies in Indonesia that licensed and supervised by the Indonesian Financial Services Authority. AIA in Indonesia is a subsidiary of the AIA Group. With experienced personnel, AIA's Investment team manages the investments of all existing funds in accordance with its investment objectives and risk profile. AIA's Investment team has the proficiency to identify economic conditions and investment movements to generate competitive investment returns through a variety of financial instruments such as money market, bonds, shares and/or mutual funds.

## INVESTMENT OBJECTIVE

The Portfolio is an investment option that provides investor with long-term capital appreciation with high risk tolerance.

## TARGET ALLOCATION

0% - 20% : Money Market Instruments  
 8 - 100% : Equity instruments in Indonesia Stock Exchange incl. ETF  
 0% - 25% : Equity instruments in Hongkong Stock Exchange incl. ETF  
 0% - 25% : Equity instruments in National Stock Exc. of India incl. ETF

## FUND INFORMATION

Investment Strategy	: Equity	Fund Size (million)	: IDR 6,010,407.64
Launch Date	: 06 January 2011	Fund Management Fee	: 2.00% per annum
Launch Price	: IDR 1,000.00	Pricing Frequency	: Daily
Unit Price (NAV)	: IDR 1,933.15	Benchmark	: 70% MSCI Indonesia Index 15% MSCI China + 15% MSCI India Index
Fund Currency	: IDR	Custodian Bank	: Citibank, N.A
Risk Level	: High	Total Unit	: 3,109,131,481.0927
Managed By	: PT. AIA FINANCIAL Indonesia		

## FUND PERFORMANCE

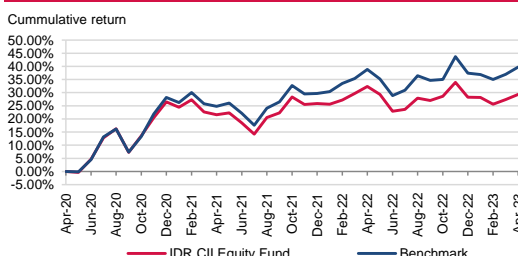
Fund	Fund Performance						
	1 Month	3 Months	YTD	1 Year	Annualised		
					3 Years	5 Years	Since Inception
IDR China-India-Indonesia Equity**	1.53%	0.89%	0.83%	-2.24%	8.96%	1.55%	5.50%
Benchmark*	2.01%	2.09%	1.67%	0.68%	11.80%	2.88%	5.39%

\*Current benchmark is effective since 1 Jan 2018

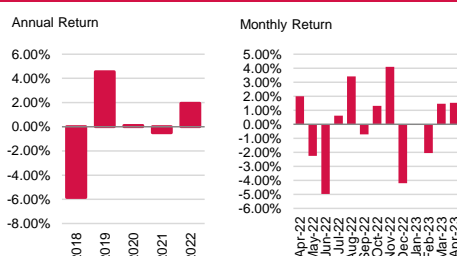
Since inception to 31 Dec 2017: 80% MSCI Indonesia Index + 10% MSCI China + 10% MSCI India Index

\*\*Fund Performance (Net Asset Value) calculation is already included cost related to transaction, management fee and administrative fee

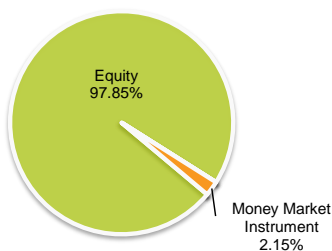
## LAST 3 YEARS CUMULATIVE RETURN



## ANNUAL &amp; MONTHLY RETURN



## ASSET ALLOCATION



## SECTOR ALLOCATION

Communication Services	13.06%
Consumer Discretionary	5.50%
Consumer Staples	8.61%
Energy	5.49%
Financials	45.31%
Health Care	3.60%
Industrials	6.77%
Information Technology	2.04%
Materials	6.95%
Real Estate	0.27%
Utilities	0.25%
TD + Cash	2.15%

## TOP HOLDINGS

Adaro Energy Indonesia - Non Affiliates	Housing Development Finance - Non Affiliates	Sarana Menara Nusantara - Non Affiliates
Alibaba Group Holding Ltd - Non Affiliates	Indah Kiat Pulp and Paper - Non Affiliates	Semen Indonesia Persero - Non Affiliates
Astra International - Non Affiliates	Indofood CBP Sukses Makmur - Non Affiliates	Sumber Alfaria Trijaya - Non Affiliates
Bank Central Asia - Non Affiliates	Indofood Sukses Makmur - Non Affiliates	Telekom Indonesia Persero - Non Affiliates
Bank Mandiri - Non Affiliates	Kalbe Farma - Non Affiliates	Tencent Holding Ltd - Non Affiliates
Bank Negara Indonesia - Non Affiliates	Kweichow Moutai Co Ltd-A - Non Affiliates	United Tractors - Non Affiliates
Bank Rakyat Indonesia - Non Affiliates	Merdeka Copper Gold - Non Affiliates	
Charoen Pokphand Indonesia - Non Affiliates	Reliance Industries Ltd - Non Affiliates	

## FUND MANAGER COMMENTARY

In April 2023, IDR CII Equity Fund booked positive return of +1.53% MoM, largely in line with its benchmark performance. Last month, global equity market including India and Indonesia equity market generally closed higher due to expectation of moderating Fed rate policy and for Indonesia equity market particularly, on expectations of positive earnings announcement (especially in Financial and Consumer Staples sectors) and healthy macroeconomic data, including continuously positive trade balance and higher foreign reserves. IDR strengthened against USD by 2.2% MoM to IDR14,670/USD. Net foreign inflow reached healthy level of IDR12.1t. Meanwhile, China equity market saw a correction due to concern on sustainability of China economic recovery. Going forward, we believe the potentially sustainable structural improvement that is underway in Indonesia, India and China economy with rising respective GDP/capita is a key booster for a positive long-term return of this fund in medium-to-long-run.

**DISCLAIMER:** IDR China-India-Indonesia Equity Fund is an investment-linked fund offered by PT. AIA FINANCIAL. This document is prepared by PT. AIA FINANCIAL and solely for informational use only. This document is not an offer for sale nor a solicitation of an offer to purchase. Investment in unit-link product contains risks including but not limited to political risk, risk on changes in government decree or other government regulations, interest rate risk, liquidity risk, credit risk, equity risk, and exchange rate risk. The performances of the funds are not guaranteed; the unit price and the investment result may increase or decrease. Past performances do not constitute a guarantee for future performance.